



NATIONAL POWER CORPORATION

MinGen

PHILIPPINE BIDDING DOCUMENTS
(Procurement of INFRASTRUCTURE PROJECTS)

FOR

**AG4 CONSTRUCTION OF EXTENSION
WORKSHOP OF SERVICE BUILDING
FOR ELECTRICAL, MECHANICAL
AND INSTRUMENTATION & CONTROL
OF AGUS 4 HPP**

P.R. No.: MG-A5M24-008

Contracts Management Office
Logistics Division

Sixth Edition
July 2020

Rev.5

TABLE OF CONTENTS

GLOSSARY OF.....	4
TERMS, ABBREVIATIONS, AND ACRONYMS	4
SECTION I. INVITATION TO BID.....	7
SECTION II. INSTRUCTIONS TO BIDDERS.....	11
1. Scope of Bid.....	12
2. Funding Information	12
3. Bidding Requirements	12
4. Corrupt, Fraudulent, Collusive, Coercive, and Obstructive Practices	13
5. Eligible Bidders	13
6. Origin of Associated Goods.....	13
7. Subcontracts.....	13
8. Pre-Bid Conference.....	14
9. Clarification and Amendment of Bidding Documents	14
10. Documents Comprising the Bid: Eligibility and Technical Components..	14
11. Documents Comprising the Bid: Financial Component	15
12. Alternative Bids	15
13. Bid Prices	15
14. Bid and Payment Currencies.....	15
15. Bid Security	15
16. Sealing and Marking of Bids	16
17. Deadline for Submission of Bids.....	16
18. Opening and Preliminary Examination of Bids.....	16
19. Detailed Evaluation and Comparison of Bids.....	16
20. Post Qualification	17
21. Signing of the Contract	17
SECTION III. BID DATA SHEET.....	18
SECTION IV. GENERAL CONDITIONS OF CONTRACT.....	22
1. Scope of Contract.....	23
2. Sectional Completion of Works.....	23
3. Possession of Site.....	23
4. The Contractor's Obligations.....	23
5. Performance Security.....	24

6.	Site Investigation Reports.....	24
7.	Warranty	24
8.	Liability of the Contractor	24
9.	Termination for Other Causes.....	25
10.	Dayworks	25
11.	Program of Work	25
12.	Instructions, Inspections and Audits.....	25
13.	Advance Payment	25
14.	Progress Payments	26
15.	Operating and Maintenance Manuals	26
SECTION V. SPECIAL CONDITIONS OF CONTRACT		27
SECTION VI. SPECIFICATIONS.....		29
SECTION VII. DRAWINGS.....		ERROR! BOOKMARK NOT DEFINED.
SECTION VIII. BILL OF QUANTITIES.....		76
SECTION IX. CHECKLIST OF TECHNICAL AND FINANCIAL		
	DOCUMENTS.....	77
FORM OF BID SECURITY (SURETY BOND).....		84
CONTRACTOR'S ORGANIZATIONAL CHART FOR THE		
	CONTRACT	87
JOINT VENTURE AGREEMENT		95
BID FORM		97
SUMMARY SHEETS OF MATERIALS PRICES, LABOR RATES		
	AND EQUIPMENT RENTAL RATES	100

Glossary of Terms, Abbreviations, and Acronyms

ABC – Approved Budget for the Contract.

ARCC – Allowable Range of Contract Cost.

BAC – Bids and Awards Committee.

Bid – A signed offer or proposal to undertake a contract submitted by a bidder in response to and in consonance with the requirements of the bidding documents. Also referred to as *Proposal* and *Tender*. (2016 revised IRR, Section 5[c])

Bidder – Refers to a contractor, manufacturer, supplier, distributor and/or consultant who submits a bid in response to the requirements of the Bidding Documents. (2016 revised IRR, Section 5[d])

Bidding Documents – The documents issued by the Procuring Entity as the bases for bids, furnishing all information necessary for a prospective bidder to prepare a bid for the Goods, Infrastructure Projects, and/or Consulting Services required by the Procuring Entity. (2016 revised IRR, Section 5[e])

BIR – Bureau of Internal Revenue.

BSP – Bangko Sentral ng Pilipinas.

CDA – Cooperative Development Authority.

Consulting Services – Refer to services for Infrastructure Projects and other types of projects or activities of the GOP requiring adequate external technical and professional expertise that are beyond the capability and/or capacity of the GOP to undertake such as, but not limited to: (i) advisory and review services; (ii) pre-investment or feasibility studies; (iii) design; (iv) construction supervision; (v) management and related services; and (vi) other technical services or special studies. (2016 revised IRR, Section 5[j])

Contract – Refers to the agreement entered into between the Procuring Entity and the Supplier or Manufacturer or Distributor or Service Provider for procurement of Goods and Services; Contractor for Procurement of Infrastructure Projects; or Consultant or Consulting Firm for Procurement of Consulting Services; as the case may be, as recorded in the Contract Form signed by the parties, including all attachments and appendices thereto and all documents incorporated by reference therein.

Contractor – is a natural or juridical entity whose proposal was accepted by the Procuring Entity and to whom the Contract to execute the Work was awarded. Contractor as used in these Bidding Documents may likewise refer to a supplier, distributor, manufacturer, or consultant.

CPI – Consumer Price Index.

DOLE – Department of Labor and Employment.

DTI – Department of Trade and Industry.

Foreign-funded Procurement or Foreign-Assisted Project –Refers to procurement whose funding source is from a foreign government, foreign or international financing institution as specified in the Treaty or International or Executive Agreement, (2016 revised IRR, Section 5[b]).

GFI – Government Financial Institution.

GOCC –Government-owned and/or –controlled corporation.

Goods – Refer to all items, supplies, materials and general support services, except Consulting Services and Infrastructure Projects, which may be needed in the transaction of public businesses or in the pursuit of any government undertaking, project or activity, whether in the nature of equipment, furniture, stationery, materials for construction, or personal property of any kind, including non-personal or contractual services such as the repair and maintenance of equipment and furniture, as well as trucking, hauling, janitorial, security, and related or analogous services, as well as procurement of materials and supplies provided by the Procuring Entity for such services. The term “related” or “analogous services” shall include, but is not limited to, lease or purchase of office space, media advertisements, health maintenance services, and other services essential to the operation of the Procuring Entity. (2016 revised IRR, Section 5[r])

GOP – Government of the Philippines.

Infrastructure Projects – Include the construction, improvement, rehabilitation, demolition, repair, restoration or maintenance of roads and bridges, railways, airports, seaports, communication facilities, civil works components of information technology projects, irrigation, flood control and drainage, water supply, sanitation, sewerage and solid waste management systems, shore protection, energy/power and electrification facilities, national buildings, school buildings, hospital buildings, and other related construction projects of the government. Also referred to as *civil works or works*. (2016 revised IRR, Section 5[u])

LGUs – Local Government Units.

NECC – Net Financial Contracting Capacity.

NGA – National Government Agency.

PCAB – Philippine Contractors Accreditation Board.

PhilGEPS - Philippine Government Electronic Procurement System.

Procurement Project – refers to a specific or identified procurement covering goods, infrastructure project or consulting services. A Procurement Project shall be described, detailed, and scheduled in the Project Procurement Management Plan prepared by the agency which shall be consolidated in the procuring entity's Annual Procurement Plan. (GPPB Circular No. 06-2019 dated 17 July 2019)

PSA – Philippine Statistics Authority.

SEC – Securities and Exchange Commission.

SLCC – Single Largest Completed Contract.

UN – United Nations.

Section I. Invitation to Bid



NATIONAL POWER CORPORATION

MinGen**Invitation to Bid for*****AG5 CONSTRUCTION OF EXTENSION WORKSHOP
OF SERVICE BUILDING FOR ELECTRICAL,
MECHANICAL AND INSTRUMENTATION & CONTROL
AGUS 4 HPP PLANT***

1. The *NATIONAL POWER CORPORATION-MINDANAO GENERATION*, through the *approved Corporate Budget of NPC for CY 2024* intends to apply the sum of *Four Million Eight Hundred Thousand Pesos (PHP4,800,000.00)* being the Approved Budget for the Contract (ABC) to payments under the contract for *Ag4 Construction of Extension Workshop of Service Building for Electrical, Mechanical and Instrumentation & Control of Agus4 HPP, Barangay Nangka, Bulo-i, Lanao del Norte (MG-ASM24-008/INFRA2024-AG5-005)*. Bids received in Secess of the ABC shall be automatically rejected at bid opening.
2. The *NATIONAL POWER CORPORATION-MINDANAO GENERATION* now invites bids for the above Procurement Project. Completion of the Works is required *One Hundred Twenty (120) calendar days*. Bidders should have completed a contract similar to the Project. The description of an eligible bidder is contained in the Bidding Documents, particularly, in Section II (Instructions to Bidders).
3. Bidding will be conducted through open competitive bidding procedures using non-discretionary "*pass/fail*" criterion as specified in the 2016 revised Implementing Rules and Regulations (IRR) of Republic Act (RA) No. 9184.
4. Interested bidders may obtain further information from *BAC Secretariat, NATIONAL POWER CORPORATION-MINDANAO GENERATION* and inspect the Bidding Documents at the address given below from *8:00 AM – 5:00 PM Monday to Friday*.
5. A complete set of Bidding Documents may be acquired by interested Bidders on **March 4-25, 2024** from the given address and website(s) below and upon payment of the applicable fee for the Bidding Documents, pursuant to the latest Guidelines issued by the GPPB, in the amount of *Five Thousand Pesos (PHP 5,000.00)*. The Procuring Entity shall allow the bidder to pay online and present its proof of payment for the fees in person, by facsimile, or through electronic means. For those prospective bidders who wish to pay online, below are the details of the account:

LandbankAccount name : NPC GENCO 5 COLLECTIONS FUND
LandbankAccount0 number : 0321-1689-14

It may also be downloaded free of charge from the website of the Philippine Government Electronic Procurement System (PhilGEPS) provided that Bidders shall pay the applicable fee for the Bidding Documents not later than the submission of their bids.

6. The *NATIONAL POWER CORPORATION-MINDANAO GENERATION* will hold a Pre-Bid Conference on *March 11, 2024 at 1:30 PM* at *Bidding Room, NPC-Mindanao Generation Headquarters, Maria Cristina, Iligan City* and/or through videoconferencing/webcasting via *ZOOM*, which shall be open to prospective bidders. Interested online attendees are required to pre-register one (1) day before the scheduled pre-bidding conference. For pre-registration, contact tel. no. (063)-222-3459 or email logistics_afd_mingen@napocor.gov.ph,
7. Bids must be duly received by the BAC Secretariat through manual submission at the office address as indicated below, on or before *March 25, 2024 at 9:30 AM*. Late bids shall not be accepted.
8. All bids must be accompanied by a bid security in any of the acceptable forms and in the amount stated in ITB Clause 15.
9. Bid opening shall be on *March 25, 2024 at 9:30 AM* at the *Bidding Room, NPC-Mindanao Generation Headquarters, Maria Cristina, Iligan City*. Bids will be opened in the presence of the bidders' representatives who choose to attend the activity.
10. *This project requires submission of at least:*
 - *Certificate of Site Inspection*
11. The *NATIONAL POWER CORPORATION-MINDANAO GENERATION* reserves the right to reject any and all bids, declare a failure of bidding, or not award the contract at any time prior to contract award in accordance with Sections 35.6 and 41 of the 2016 revised Implementing Rules and Regulations (IRR) of RA No. 9184, without thereby incurring any liability to the affected bidder or bidders.
12. For further information, please refer to:




*BAC Secretariat
Contracts Management Office
Logistics Division
Mindanao Generation Headquarters
National Power Corporation
Maria Cristina, Iligan City
cmo_logistics_afd_mingen@napocor.gov.ph
Tel. No.: (063)222-3459
Fax No.: (063)223-8355/(063)223-4604
www.napocor.gov.ph*

SECTION I- INVITATION TO BID

*Mindanao Generation Headquarters
National Power Corporation
Maria Cristina, Iligan City
cmo_logistics_afd_mingen@napocor.gov.ph
Tel. No.: (063)222-3459
Fax No.: (063)223-8355/(063)223-4604
www.napocor.gov.ph*

13. You may visit the following websites:

For downloading of Bidding Documents: <https://www.philgeps.gov.ph/> or
<https://www.napocor.gov.ph/BCSD/bids.php>


REYNANTE T. CIRUELA
Chairman, Bids and Awards Committee
Mindanao Generation Headquarters
 

Date of PhilGEPS Publication: 04 March 2024

Section II. Instructions to Bidders

1. Scope of Bid

The Procuring Entity, **NATIONAL POWER CORPORATION-MINDANAO GENERATION** invites Bids for the **AG4 CONSTRUCTION OF EXTENSION WORKSHOP BUILDING FOR ELCTETRICAL, MECHANICAL AND INSTEUMENTATION & CONTROL OF AGUS 4 HPP, BARANGAY NANGKA, BALO-I, LANANO DEL NORTE**, with Project Identification Number **P.R. NO. MG-A5M24-008 / Reference no. INFRA2024-AG5-005**.

The Procurement Project (referred to herein as "Project") is for the construction of Works, as described in Section VI (Specifications).

2. Funding Information

- 2.1. The GOP through the source of funding as indicated below for CY 2024 in the amount of *Four Million Eight Hundred Thousand Pesos (PHP4,800,000.00)*
- 2.2. The source of funding is:
 - a. GOCC and GFIs, the Corporate Operating Budget.

3. Bidding Requirements

The Bidding for the Project shall be governed by all the provisions of RA No. 9184 and its 2016 revised IRR, including its Generic Procurement Manual and associated policies, rules and regulations as the primary source thereof, while the herein clauses shall serve as the secondary source thereof.

Any amendments made to the IRR and other GPPB issuances shall be applicable only to the ongoing posting, advertisement, or invitation to bid by the BAC through the issuance of a supplemental or bid bulletin.

The Bidder, by the act of submitting its Bid, shall be deemed to have inspected the site, determined the general characteristics of the contracted Works and the conditions for this Project, such as (a) the location and the nature of the work; (b) climatic conditions; (c) transportation facilities; (c) nature and condition of the terrain, geological conditions at the site communication facilities, requirements, location and availability of construction aggregates and other materials, labor, water, electric power and access roads; and (d) other factors that may affect the cost, duration and execution or implementation of the contract, project, or work and examine all instructions, forms, terms, and project requirements in the Bidding Documents.

SECTION II- INSTRUCTION TO BIDDERS

4. Corrupt, Fraudulent, Collusive, Coercive, and Obstructive Practices

The Procuring Entity, as well as the Bidders and Contractors, shall observe the highest standard of ethics during the procurement and execution of the contract. They or through an agent shall not engage in corrupt, fraudulent, collusive, coercive, and obstructive practices defined under Annex "I" of the 2016 revised IRR of RA No. 9184 or other integrity violations in competing for the Project.

5. Eligible Bidders

- 5.1. Only Bids of Bidders found to be legally, technically, and financially capable will be evaluated.
- 5.2. The Bidder must have an experience of having completed a Single Largest Completed Contract (SLCC) that is similar to this Project, equivalent to at least fifty percent (50%) of the ABC adjusted, if necessary, by the Bidder to current prices using the PSA's CPI, except under conditions provided for in Section 23.4.2.4 of the 2016 revised IRR of RA No. 9184.

A contract is considered to be "similar" to the contract to be bid if it has the major categories of work stated in the BDS.
- 5.3. For Foreign-funded Procurement, the Procuring Entity and the foreign government/foreign or international financing institution may agree on another track record requirement, as specified in the Bidding Document prepared for this purpose.
- 5.4. The Bidders shall comply with the eligibility criteria under Section 23.4.2 of the 2016 IRR of RA No. 9184.

6. Origin of Associated Goods

There is no restriction on the origin of Goods other than those prohibited by a decision of the UN Security Council taken under Chapter VII of the Charter of the UN.

7. Subcontracts

- 7.1. The Bidder may subcontract portions of the Project to the extent allowed by the Procuring Entity as stated herein, but in no case more than fifty percent (50%) of the Project.

The Procuring Entity has prescribed that:

- a. Subcontracting is not allowed.

8. Pre-Bid Conference

The Procuring Entity will hold a pre-bid conference for this Project on the specified date and time and either at its physical address and/or through videoconferencing/webcasting as indicated in paragraph 6 of the IB.

9. Clarification and Amendment of Bidding Documents

Prospective bidders may request for clarification on and/or interpretation of any part of the Bidding Documents. Such requests must be in writing and received by the Procuring Entity, either at its given address or through electronic mail indicated in the IB, at least ten (10) calendar days before the deadline set for the submission and receipt of Bids.

10. Documents Comprising the Bid: Eligibility and Technical Components

- 10.1. The first envelope shall contain the eligibility and technical documents of the Bid as specified in Section IX. Checklist of Technical and Financial Documents.
- 10.2. If the eligibility requirements or statements, the bids, and all other documents for submission to the BAC are in foreign language other than English, it must be accompanied by a translation in English, which shall be authenticated by the appropriate Philippine foreign service establishment, post, or the equivalent office having jurisdiction over the foreign bidder's affairs in the Philippines. For Contracting Parties to the Apostille Convention, only the translated documents shall be authenticated through an apostille pursuant to GPPB Resolution No. 13-2019 dated 23 May 2019. The English translation shall govern, for purposes of interpretation of the bid.
- 10.3. A valid PCAB License is required, and in case of joint ventures, a valid special PCAB License, and registration for the type and cost of the contract for this Project. Any additional type of Contractor license or permit shall be indicated in the BDS.
- 10.4. A List of Contractor's key personnel (e.g., Project Manager, Project Engineers, Materials Engineers, and Foremen) assigned to the contract to be bid, with their complete qualification and experience data shall be provided. These key personnel must meet the required minimum years of experience set in the BDS.
- 10.5. A List of Contractor's major equipment units, which are owned, leased, and/or under purchase agreements, supported by proof of ownership, certification of availability of equipment from the equipment lessor/vendor for the duration of the project, as the case may be, must meet the minimum requirements for the contract set in the BDS.

11. Documents Comprising the Bid: Financial Component

- 11.1. The second bid envelope shall contain the financial documents for the Bid as specified in Section IX. **Checklist of Technical and Financial Documents.**
- 11.2. Any bid exceeding the ABC indicated in paragraph 1 of the IB shall not be accepted.
- 11.3. For Foreign-funded procurement, a ceiling may be applied to bid prices provided the conditions are met under Section 31.2 of the 2016 revised IRR of RA No. 9184.

12. Alternative Bids

Bidders shall submit offers that comply with the requirements of the Bidding Documents, including the basic technical design as indicated in the drawings and specifications. Unless there is a value engineering clause in the BDS, alternative Bids shall not be accepted.

13. Bid Prices

All bid prices for the given scope of work in the Project as awarded shall be considered as fixed prices, and therefore not subject to price escalation during contract implementation, except under extraordinary circumstances as determined by the NEDA and approved by the GPPB pursuant to the revised Guidelines for Contract Price Escalation guidelines.

14. Bid and Payment Currencies

- 14.1. Bid prices may be quoted in the local currency or tradeable currency accepted by the BSP at the discretion of the Bidder. However, for purposes of bid evaluation, Bids denominated in foreign currencies shall be converted to Philippine currency based on the exchange rate as published in the BSP reference rate bulletin on the day of the bid opening.
- 14.2. *Payment of the contract price shall be made in:*
 - a. Philippine Pesos.

15. Bid Security

- 15.1. The Bidder shall submit a Bid Securing Declaration or any form of Bid Security in the amount indicated in the BDS, which shall be not less than the percentage of the ABC in accordance with the schedule in the BDS.
- 15.2. The Bid and bid security shall be valid until *One Hundred Twenty (120) Calendar Days from the Scheduled Bid Opening*. Any bid not accompanied by

an acceptable bid security shall be rejected by the Procuring Entity as non-responsive.

16. Sealing and Marking of Bids

Each Bidder shall submit one copy of the first and second components of its Bid.

The Procuring Entity may request additional hard copies and/or electronic copies of the Bid. However, failure of the Bidders to comply with the said request shall not be a ground for disqualification.

If the Procuring Entity allows the submission of bids through online submission to the given website or any other electronic means, the Bidder shall submit an electronic copy of its Bid, which must be digitally signed. An electronic copy that cannot be opened or is corrupted shall be considered non-responsive and, thus, automatically disqualified.

17. Deadline for Submission of Bids

The Bidders shall submit on the specified date and time and either at its physical address or through online submission as indicated in paragraph 7 of the IB.

18. Opening and Preliminary Examination of Bids

18.1. The BAC shall open the Bids in public at the time, on the date, and at the place specified in paragraph 9 of the IB. The Bidders' representatives who are present shall sign a register evidencing their attendance. In case videoconferencing, webcasting or other similar technologies will be used, attendance of participants shall likewise be recorded by the BAC Secretariat.

In case the Bids cannot be opened as scheduled due to justifiable reasons, the rescheduling requirements under Section 29 of the 2016 revised IRR of RA No. 9184 shall prevail.

18.2. The preliminary examination of Bids shall be governed by Section 30 of the 2016 revised IRR of RA No. 9184.

19. Detailed Evaluation and Comparison of Bids

19.1. The Procuring Entity's BAC shall immediately conduct a detailed evaluation of all Bids rated "*passed*" using non-discretionary pass/fail criteria. The BAC shall consider the conditions in the evaluation of Bids under Section 32.2 of 2016 revised IRR of RA No. 9184.

19.2. If the Project allows partial bids, all Bids and combinations of Bids as indicated in the BDS shall be received by the same deadline and opened and evaluated simultaneously so as to determine the Bid or combination of Bids offering the

lowest calculated cost to the Procuring Entity. Bid Security as required by ITB Clause 16 shall be submitted for each contract (lot) separately.

- 19.3. In all cases, the NFCC computation pursuant to Section 23.4.2.6 of the 2016 revised IRR of RA No. 9184 must be sufficient for the total of the ABCs for all the lots participated in by the prospective Bidder.

20. Post Qualification

Within a non-extendible period of five (5) calendar days from receipt by the Bidder of the notice from the BAC that it submitted the Lowest Calculated Bid, the Bidder shall submit its latest income and business tax returns filed and paid through the BIR Electronic Filing and Payment System (eFPS), and other appropriate licenses and permits required by law and stated in the BDS.

21. Signing of the Contract

The documents required in Section 37.2 of the 2016 revised IRR of RA No. 9184 shall form part of the Contract. Additional Contract documents are indicated in the BDS.

Section III. Bid Data Sheet

Bid Data Sheet

ITB Clause																			
5.2	For this purpose, contracts similar to the Project refer to contracts which have the same major categories of work, which shall be: <u>Construction of Vertical Structures</u>																		
7.1	Subcontracting is not allowed.																		
10.3	None																		
10.4	<p>The key personnel must meet the required minimum years of experience set below:</p> <table><tr><th><u>Key Personnel</u></th><th><u>General Expertise</u></th><th><u>Relevant Experience</u></th></tr><tr><td>1 - Project Engineer</td><td>Licensed Civil Engineer</td><td>At least five (5) years experience in related works</td></tr><tr><td>1 - Construction Foreman</td><td>B.S. Civil Engineering Graduate</td><td>At least three (3) years experience in similar works</td></tr><tr><td></td><td>Civil Engineering Technology Graduate Non-graduate</td><td>At least five (5) years experience in similar works At least five (5) years working experience as Construction Foreman in similar works</td></tr><tr><td>1 - Construction Safety and Health Officer (SO2)</td><td>Construction Safety Officer 2</td><td>At least forty (40) hours of Construction Safety and Health (COSH) Training from Occupational Safety and Health Center (OSHC) or Safety Training Organizations (STOs) accredited by the Department of Labor and Employment (DOLE). Must be present during the whole duration of the project) Must have at least three (3) years experience in welding works</td></tr><tr><td>2 - Welders</td><td>NC -II</td><td>At least three (3) years experience in welding/cutting work</td></tr></table>	<u>Key Personnel</u>	<u>General Expertise</u>	<u>Relevant Experience</u>	1 - Project Engineer	Licensed Civil Engineer	At least five (5) years experience in related works	1 - Construction Foreman	B.S. Civil Engineering Graduate	At least three (3) years experience in similar works		Civil Engineering Technology Graduate Non-graduate	At least five (5) years experience in similar works At least five (5) years working experience as Construction Foreman in similar works	1 - Construction Safety and Health Officer (SO2)	Construction Safety Officer 2	At least forty (40) hours of Construction Safety and Health (COSH) Training from Occupational Safety and Health Center (OSHC) or Safety Training Organizations (STOs) accredited by the Department of Labor and Employment (DOLE). Must be present during the whole duration of the project) Must have at least three (3) years experience in welding works	2 - Welders	NC -II	At least three (3) years experience in welding/cutting work
<u>Key Personnel</u>	<u>General Expertise</u>	<u>Relevant Experience</u>																	
1 - Project Engineer	Licensed Civil Engineer	At least five (5) years experience in related works																	
1 - Construction Foreman	B.S. Civil Engineering Graduate	At least three (3) years experience in similar works																	
	Civil Engineering Technology Graduate Non-graduate	At least five (5) years experience in similar works At least five (5) years working experience as Construction Foreman in similar works																	
1 - Construction Safety and Health Officer (SO2)	Construction Safety Officer 2	At least forty (40) hours of Construction Safety and Health (COSH) Training from Occupational Safety and Health Center (OSHC) or Safety Training Organizations (STOs) accredited by the Department of Labor and Employment (DOLE). Must be present during the whole duration of the project) Must have at least three (3) years experience in welding works																	
2 - Welders	NC -II	At least three (3) years experience in welding/cutting work																	

	<table><tr><td>1- Plumber</td><td>NC- II</td><td>At least three (3) years experience in Plumbing works</td></tr><tr><td>1- Electrician</td><td>NC-II</td><td>At least three (3) years experience in Electrical works</td></tr></table> <p><i>The following key personnel information indicated above must be included in Standard Form NPCM/GNSF-INFRA-05: List of Key personnel Proposed to be Assigned to the Contract. Filled up Standard Form NPCM/GNSF-INFRA-05 must be included in the technical component envelope.</i></p> <p>Project Engineer or Foreman and Construction Safety & Health Officer maybe one person, as long as he meets the requirements of the two positions. Provided however, that there is no overlapping of projects undertaken by the same contractor and supervised by the same person.</p> <p>The above key personnel must be either employed by the applicant or contracted by the applicant to be employed for the contract to be bid.</p>	1- Plumber	NC- II	At least three (3) years experience in Plumbing works	1- Electrician	NC-II	At least three (3) years experience in Electrical works													
1- Plumber	NC- II	At least three (3) years experience in Plumbing works																		
1- Electrician	NC-II	At least three (3) years experience in Electrical works																		
10.5	<p>The minimum major equipment requirements are the following:</p> <table><tr><td><u>Equipment</u></td><td><u>Capacity</u></td><td><u>Number of Units</u></td></tr><tr><td>Plate Compactor</td><td>5HP</td><td>One (1)</td></tr><tr><td>Welding Machine</td><td>300 Amp</td><td>Two (2)</td></tr><tr><td>Concrete Mixer</td><td>One Bagger</td><td>One (1)</td></tr><tr><td>Concrete Vibrator, Pen Type</td><td>4 Hp</td><td>One (1)</td></tr><tr><td>Mini Dumptruck</td><td>3 cu.m.</td><td>One (1)</td></tr></table>		<u>Equipment</u>	<u>Capacity</u>	<u>Number of Units</u>	Plate Compactor	5HP	One (1)	Welding Machine	300 Amp	Two (2)	Concrete Mixer	One Bagger	One (1)	Concrete Vibrator, Pen Type	4 Hp	One (1)	Mini Dumptruck	3 cu.m.	One (1)
<u>Equipment</u>	<u>Capacity</u>	<u>Number of Units</u>																		
Plate Compactor	5HP	One (1)																		
Welding Machine	300 Amp	Two (2)																		
Concrete Mixer	One Bagger	One (1)																		
Concrete Vibrator, Pen Type	4 Hp	One (1)																		
Mini Dumptruck	3 cu.m.	One (1)																		
12	N/A																			
15.1	<p>The bid security shall be in the form of a Bid Securing Declaration or any of the following forms and amounts:</p> <p>a. The amount of not less than PHP96,000.00(2% of ABC), if bid security is in cash, cashier's/manager's check, bank draft/guarantee or irrevocable letter of credit;</p> <p>b. The amount of not less than PHP240,000.00(5% of ABC), if bid security is in Surety Bond.</p>																			
19.2	Partial bids are not allowed.																			
20	Additional documents to be submitted during Post-Qualification:																			

	<ol style="list-style-type: none"> 1. Other appropriate licenses and permits required by law and stated in the Bidding documents. <ol style="list-style-type: none"> a. Original Bank Statement year ending prior to bid opening; b. Valid and updated PhilGEPS Registration (Platinum Membership) (all pages); c. Registration Certificate from Securities and Exchange Commission (SEC), Department of Trade and Industry (DTI) for sole proprietorship, or Cooperative Development Authority (CDA) for cooperatives or its equivalent document; d. Mayor's or Business permit issued by the city or municipality where the principal place of business of the prospective bidder is located, or the equivalent document for Exclusive Economic Zones or Areas; e. Valid Tax clearance per E.O. No. 398, s. 2005, as finally reviewed and approved by the Bureau of Internal Revenue (BIR). Quarterly Income Tax Returns filed and paid through the BIR Electronic Filing and Payment System (eFPS); f. The prospective bidder's audited financial statements, showing, among others, the prospective bidder's total and current assets and liabilities, stamped "received" by the BIR or its duly accredited and authorized institutions, for the preceding calendar year which should not be earlier than two (2) years from the date of bid submission; g. Philippine Contractors Accreditation Board (PCAB) License; h. Board of Accountancy (BOA) Certificate; 2. Contract and/or Notice of Award as supporting documents for NPC MinGen Form No. NPCMGNSF-INFR-01, if applicable; 3. (a) Valid Professional Regulation Commission (PRC) license for professional personnel; (b) Certificate of Training with accreditation from DOLE for the Construction Safety & Health Officer and (c) Diploma and/or Service Record/Certificate of Employment of previous and/or current employer for Construction Foreman - as supporting documents for NPC MinGen Form No. NPCMGNSF-INFR-05, if applicable. 4. Certificate of Site Inspection issued by Plant/Department Manager or his authorized representative. 5. All relevant documents necessary to validate or verify the information declared in Standard Form NPCMGNSF-INFR-05.
21	<p>Additional contract documents relevant to the Project that may be required by existing laws and/or the Procuring Entity, <u>prior to contract signing</u>, such as:</p> <ol style="list-style-type: none"> a) Approved construction schedule and S-curve b) Approved manpower schedule c) Construction methods d) Approved equipment utilization schedule e) Construction safety and health program approved by the DOLE

	f) Approved Project Evaluation Review Technique/Critical Path Method (PERT/CPM)
--	---

Section IV. General Conditions of Contract

1. Scope of Contract

This Contract shall include all such items, although not specifically mentioned, that can be reasonably inferred as being required for its completion as if such items were expressly mentioned herein. All the provisions of RA No. 9184 and its 2016 revised IRR, including the Generic Procurement Manual, and associated issuances, constitute the primary source for the terms and conditions of the Contract, and thus, applicable in contract implementation. Herein clauses shall serve as the secondary source for the terms and conditions of the Contract.

This is without prejudice to Sections 74.1 and 74.2 of the 2016 revised IRR of RA No. 9184 allowing the GPPB to amend the IRR, which shall be applied to all procurement activities, the advertisement, posting, or invitation of which were issued after the effectivity of the said amendment.

2. Sectional Completion of Works

If sectional completion is specified in the Special Conditions of Contract (SCC), references in the Conditions of Contract to the Works, the Completion Date, and the Intended Completion Date shall apply to any Section of the Works (other than references to the Completion Date and Intended Completion Date for the whole of the Works).

3. Possession of Site

- 4.1. The Procuring Entity shall give possession of all or parts of the Site to the Contractor based on the schedule of delivery indicated in the SCC, which corresponds to the execution of the Works. If the Contractor suffers delay or incurs cost from failure on the part of the Procuring Entity to give possession in accordance with the terms of this clause, the Procuring Entity's Representative shall give the Contractor a Contract Time Extension and certify such sum as fair to cover the cost incurred, which sum shall be paid by Procuring Entity.
- 4.2. If possession of a portion is not given by the above date, the Procuring Entity will be deemed to have delayed the start of the relevant activities. The resulting adjustments in contract time to address such delay may be addressed through contract extension provided under Annex "E" of the 2016 revised IRR of RA No. 9184.

4. The Contractor's Obligations

The Contractor shall employ the key personnel named in the Schedule of Key Personnel indicating their designation, in accordance with ITB Clause 10.3 and specified in the BDS, to carry out the supervision of the Works.

The Procuring Entity will approve any proposed replacement of key personnel only if their relevant qualifications and abilities are equal to or better than those of the personnel listed in the Schedule.

5. Performance Security

- 5.1. Within ten (10) calendar days from receipt of the Notice of Award from the Procuring Entity but in no case later than the signing of the contract by both parties, the successful Bidder shall furnish the performance security in any of the forms prescribed in Section 39 of the 2016 revised IRR.
- 5.2. The Contractor, by entering into the Contract with the Procuring Entity, acknowledges the right of the Procuring Entity to institute action pursuant to RA No. 3688 against any subcontractor be they an individual, firm, partnership, corporation, or association supplying the Contractor with labor, materials and/or equipment for the performance of this Contract.

6. Site Investigation Reports

The Contractor, in preparing the Bid, shall rely on any Site Investigation Reports referred to in the SCC supplemented by any information obtained by the Contractor.

7. Warranty

- 7.1. In case the Contractor fails to undertake the repair works under Section 62.2.2 of the 2016 revised IRR, the Procuring Entity shall forfeit its performance security, subject its property(ies) to attachment or garnishment proceedings, and perpetually disqualify it from participating in any public bidding. All payables of the GOP in his favor shall be offset to recover the costs.
- 7.2. The warranty against Structural Defects/Failures, except that occasioned-on force majeure, shall cover the period from the date of issuance of the Certificate of Final Acceptance by the Procuring Entity. Specific duration of the warranty is found in the SCC.

8. Liability of the Contractor

Subject to additional provisions, if any, set forth in the SCC, the Contractor's liability under this Contract shall be as provided by the laws of the Republic of the Philippines.

If the Contractor is a joint venture, all partners to the joint venture shall be jointly and severally liable to the Procuring Entity.

9. Termination for Other Causes

Contract termination shall be initiated in case it is determined *prima facie* by the Procuring Entity that the Contractor has engaged, before, or during the implementation of the contract, in unlawful deeds and behaviors relative to contract acquisition and implementation, such as, but not limited to corrupt, fraudulent, collusive, coercive, and obstructive practices as stated in ITB Clause 4.

10. Dayworks

Subject to the guidelines on Variation Order in Annex "E" of the 2016 revised IRR of RA No. 9184, and if applicable as indicated in the SCC, the Dayworks rates in the Contractor's Bid shall be used for small additional amounts of work only when the Procuring Entity's Representative has given written instructions in advance for additional work to be paid for in that way.

11. Program of Work

- 11.1. The Contractor shall submit to the Procuring Entity's Representative for approval the said Program of Work showing the general methods, arrangements, order, and timing for all the activities in the Works. The submissions of the Program of Work are indicated in the SCC.
- 11.2. The Contractor shall submit to the Procuring Entity's Representative for approval an updated Program of Work at intervals no longer than the period stated in the SCC. If the Contractor does not submit an updated Program of Work within this period, the Procuring Entity's Representative may withhold the amount stated in the SCC from the next payment certificate and continue to withhold this amount until the next payment after the date on which the overdue Program of Work has been submitted.

12. Instructions, Inspections and Audits

The Contractor shall permit the GOP or the Procuring Entity to inspect the Contractor's accounts and records relating to the performance of the Contractor and to have them audited by auditors of the GOP or the Procuring Entity, as may be required.

13. Advance Payment

The Procuring Entity shall, upon a written request of the Contractor which shall be submitted as a Contract document, make an advance payment to the Contractor in an amount not exceeding fifteen percent (15%) of the total contract price, to be made in lump sum, or at the most two installments according to a schedule specified in the SCC, subject to the requirements in Annex "E" of the 2016 revised IRR of RA No. 9184.

14. Progress Payments

The Contractor may submit a request for payment for Work accomplished. Such requests for payment shall be verified and certified by the Procuring Entity's Representative/Project Engineer. Except as otherwise stipulated in the SCC, materials and equipment delivered on the site but not completely put in place shall not be included for payment.

15. Operating and Maintenance Manuals

- 15.1. If required, the Contractor will provide "as built" Drawings and/or operating and maintenance manuals as specified in the SCC.
- 15.2. If the Contractor does not provide the Drawings and/or manuals by the dates stated above, or they do not receive the Procuring Entity's Representative's approval, the Procuring Entity's Representative may withhold the amount stated in the SCC from payments due to the Contractor.

Section V. Special Conditions of Contract

Special Conditions of Contract

GCC Clause	
2	Sectional completion is not specified.
4.1	The Procuring Entity shall give possession of the Site to the Contractor <i>on the start date.</i>
6	The site investigation reports are: NONE
7.2	Fifteen (15) years
10	Dayworks are not applicable to the contract.
11.1	The Contractor shall submit the Program of Work to the Procuring Entity's Representative <u>upon contract signing</u> or within <u>three (3) days</u> of delivery of the Notice of Award.
11.2	The amount to be withheld for late submission of an updated Program of Work is Fifty (50) % of the billed amount. The updating of Program of Work shall be done bi-monthly.
13	The amount of the advance payment is 15% of contract amount and paid in lump sum.
14	For all projects with ABC of Five Million Pesos (PHP5,000,000.00) and below, no progress payment is allowed. First and Final Payment will be made upon the completion of the project. For all projects with ABC of above Five Million Pesos (PHP5,000,000.00), only one (1) progress payment is allowed with an actual progress accomplishment of at least fifty percent (50%). The second payment will be made upon the completion of the project.
15.1	The date by which operating and maintenance manuals are required is upon completion of the project. The date by which "as built" drawings are required is upon completion of the project.
15.2	The amount to be withheld for failing to produce "as built" drawings and/or operating and maintenance manuals by the date required is one hundred percent (100%) of the final billing.

Section VI. Specifications

PROJECT HIGHLIGHTS

PH-1.0 GENERAL

The project is funded by National Power Corporation, Mindanao Generation, Agus 4&5 Hydroelectric Power Plant Complex.

The Project aims to construct an extension workshop service building for electrical, mechanical & instrumentation & control at the existing service building of Agus4 HPP.

The Contractor shall furnish all labor, materials, equipment/tools and other incidental matters necessary to complete the works in accordance with the contracts and approved detailed engineering activities; and other existing laws, rules and regulations relative thereto.

PH-2.0 PROJECT LOCATION

The project is located at Brgy. Nangka, Balo-i, Lanao del Norte

PH-3.0 SCOPE OF WORK

The work and services to be performed by the Contractor for this undertaking shall essentially consist of, but not limited to the following:

1. **MOBILIZATION/ESTABLISHMENT** of contractors complete construction camp and other facilities;
2. **CONSTRUCTION HEALTH AND SAFETY PROGRAM**
3. **Materials and Strength Testing**
4. **SITE CLEARING**
 - a) Clearing Site obstacles affected on site area, including cutting, pruning of trees.
 - b) Lay-out and staking
5. **EARTH WORKS**
 - a. Excavation
 - b. Gravel Bed & Backfill
6. **REINFORCED CONCRETE WORKS**
 - a) Concreting of Footing & Columns
 - b) Concreting of Tie Beams & Roof Beams
 - c) Concreting of Ground Floor Slab & Roof Deck Slab
 - d) Concreting of R.C. Ramps, Stairs & Bench Cap. incl. Sills
7. **MASONRY WORKS**
 - a) Laying of 4" Thick CHB-Wall & parapet incl. Planters
 - b) Laying of Tiles incl. Pavers
 - c) Plastering
8. **STEEL WORKS**
 - a) Fab. of Steel Canopy & Trellis incl. SS Handrail
9. **CEILING WORKS**
 - a) Installation of Ceiling

SECTION VI- SPECIFICATIONS

10. DOOR AND WINDOWS

- a) Installation of Doors and Windows

11. PLUMBING WORKS

- a) Installation of Toilets & Baths complete with fitting and Accessories

12. ELECTRICAL WORKS

- a) Installation of Electrical Works

13. PAINTING WORKS

- a) Painting of Concrete Surface
- b) Painting of Steel Surface

14. DEMOBILIZATION including clearing of site/demolition of Contractor's camp facilities**PH-4.0 CONTRACT PERIOD**

The contractor shall complete the works as specified in Clause 3 within **One Hundred Twenty (120) calendar days**. The total contract duration is inclusive of six (6) unworkable days considered unfavorable for the execution of work at site. The contract period shall be reckoned from the date of contract effectivity as specified in the Notice to Proceed.

PH-5.0 CONTRACTOR'S CLASSIFICATION

The contractor must have a valid Philippine Contractor's Accreditation Board (PCAB) license of at least **Category C or D – General Building** with inter-agency registration of at least **Small B – Building and Industrial Plant**

The contractor must have undertaken similar contracts that involves electrical system and lightning protection system provided that the contract cost shall be at least equivalent to 50% of ABC

1. TECHNICAL SPECIFICATIONS**TS – 1.1 Scope**

This section covers the construction and/or maintenance of access roads, drainage system and other appurtenant structures, moving-in of the Contractor's construction equipment, setting up of the Contractor's camp and the disposition of the Contractor's various facilities at the end of the Contract.

TS – 1.2 Moving-In

The contractor shall bring to the site all his necessary construction equipment and plant and install all stationary construction equipment and plant at location and in the manner approved by the NPC. The Contractor shall submit sufficient detailed plans showing the proposed location of such stationary equipment and plant and other pertinent data. No installation of such stationary equipment shall be undertaken unless the corresponding plans have been approved by the NPC.

SECTION VI- SPECIFICATIONS

TS – 1.3 Contractor's Camp Facilities

The Contractor shall provide and grade his camp site, construct his camp, employee housing, warehouse, machine and repair shops, fuel storage tanks and provide such related facilities and sanitary conveniences that the Contractor deems necessary for maintaining health, peace and order in the camp and work areas. The areas that may be used by the Contractor within the plant site shall be designated by the NPC.

The Contractor shall provide, maintain and operate, under competent direction, such camps and facilities as are necessary for the housing, feeding and accommodation of his employees.

TS – 1.4 Water Supply

The Contractor shall, at his own expense, be responsible for the supply, installation, operation and maintenance of a safe and adequate supply of drinking and domestic water.

TS – 1.5 Sewerage Disposal and Sanitation

The Contractor shall, at his own expense, be responsible for the installation, operation and maintenance of an adequate sewerage disposal and sanitation system and shall provide adequate toilet and wash-up facilities for his employees at his camp and in the areas where work is being carried out.

The Contractor shall execute the work with due regard to adequate sanitary provisions and applicable codes and shall take all necessary steps to prevent the pollution of water in any spring, river, or other sources of water supply. All toilets or wash-up facilities shall be subject to the prior and continuing approval of the NPC.

TS – 1.6 Fire Protection

The Contractor shall observe all necessary precautions against fire, shall provide and maintain at his own expense, portable fire-fighting equipment he may deem necessary, and shall comply with all applicable laws of the Philippines relating thereto.

In the event of an uncontrollable fire occurring in the area of the Contractor's operation, the Contractor shall have to extinguish the fire immediately at his own expense, to the full extent of the manpower and equipment employed under the contract at the time of the fire.

The Contractor shall indemnify NPC against all liabilities, claims, damages and/or lawsuits arising thereto.

TS – 1.7 Construction Power

The Contractor shall be responsible for providing his own electric power supply required for construction and erection/installation. If power is available from NPC and should the Contractor elect to utilize the NPC's power supply, he shall make an arrangement with NPC concerned group as to the billing rates and other requirements needed for direct connection to NPC.

TS - 1.8 Camp Security

The Contractor shall provide his own security force to the extent that he deems necessary for maintaining peace and order in the camp and work areas and to safeguard materials and equipment. Nothing under the provisions of this paragraph shall relieve the Contractor from full responsibility for the maintenance of peace and order and protection of life and property in all areas where he operates.

TS – 1.9 Construction Material Storage

The Contractor is required to put up warehouse(s) with capacities sufficient to store the construction materials required in the work. the warehouse(s) shall be specifically for this contract, notwithstanding his other facilities in the site that may serve the purpose.

TS – 1.10 Removal of Camp and Construction Facilities

After the completion of the work covered by the contract and prior to acceptance of the completed work, the entire camp facilities of the Contractor, including its water supply system, electric distribution system, quarters, warehouses, shops, dining halls, commissaries, temporary shed and other facilities therein shall be removed by the Contractor. The site shall be cle

TS – 1.11 Measurement and Payment

No separate measurement and payment will be made for the Contractor's Construction Facilities. The entire cost thereof shall be included in the various pay items in the Bill of Quantities.

TS – 2.0 CARE OF WATER DURING CONSTRUCTION**TS – 2.1 Scope**

In accordance with the specifications contained in this section or otherwise directed, the Contractor shall construct and maintain all necessary temporary drainage ditches and other temporary protective works and he shall also furnish, install, maintain and operate necessary pumping equipment and other devices to protect construction operation free from water coming from any source, including rain.

SECTION VI- SPECIFICATIONS

TS – 2.2 Drainage and Dewatering

The Contractor shall be responsible for dewatering foundation areas so that work can be carried out on a suitably dry condition. The Contractor shall construct drainage ditches, holes, culverts, furnish, maintain and operate at his own expense all necessary pumps and other dewatering devices to keep all work area free from water.

After the work is completed and before it is accepted by the NPC, the Contractor shall remove all pumping equipment and shall remove, fill or plug all temporary drainage structures as directed, all at his expense.

TS – 2.3 Measurement and Payment

No separate measurement and payment will be made for the Care of Water During Construction operations. The cost of furnishing, constructing, maintaining, operating and removing of temporary drainage structure, pumping system and other dewatering devices necessary to keep construction operations free from water, shall be included in the various pay items in the Bill of Quantities for structures where such care of water is required.

TS – 3.0 CONSTRUCTION SAFETY AND HEALTH PROGRAM**GENERAL SCOPE**

This Section pertains to the environmental and safety provisions, requirements and conditions that shall govern during the execution of all civil works under this project.

General Conditions

The Contractor shall ensure compliance with the applicable environmental and safety regulations, as well as ECC conditions, during installation/construction of this project through the implementation of measures that include, but not limited to the following:

- a. Designate a Safety Officer and a Pollution Control Officer who shall respectively handle all safety and environmental concerns of the project.
- b. Prepare and submit Construction Safety Health Plan (CSHP)
- c. Properly manage debris and various waste generated during installation/construction, such as the following:
 - Dispose of demolition and construction debris in a designated or NPC approved disposal area(s);
 - Stockpile (and cover if possible) or haul to the designated and/or pre developed dump sites (spoil disposal areas) that shall be provided with suitable drainage-equipped with

SECTION VI- SPECIFICATIONS

sediments traps, stripped top soil, spoils from quarry/borrow sites and excavated materials;

- Segregate solid wastes, such as empty cement sacks, scraps of tin or wood, used wires and other domestic, garbage, for recycling or storage in NPC-approved temporary storage areas and further disposal to LGU-designated disposal sites
 - Properly handle, store and dispose off, through DENR-accredited transporter/treater, hazardous wastes i.e. used oils, paints, thinner. Etc.
- d. Limit construction activities that generate excessive noise to daytime works only to prevent nuisance to nearby residents during rest hours.
- e. As far as practicable, undertake site stripping, grading and excavation during dry weather.
- f. Construction/Installation shall be carried-out in a manner where landslides and erosions are minimized.
- g. Avoid unnecessary opening/clearing of areas outside construction sites or destruction of vegetable cover, especially cutting of existing trees; and to revegetate disturbed areas.
- h. Spray water, whenever and wherever necessary, to minimize dust generation.
- i. Provide PPE's and other safety provisions required by DOLE, for its project/site works.

Measurement and Payment

Measurement and payment shall be made at the contract unit price or lot price as specified in the Bid Price Schedule. Payment shall include all cost in furnishing labor, materials, tools equipment and other incidentals necessary for the satisfactory implementation of these requirements.

TS – 4.0 MATERIAL AND STRENGTH TESTING**SAMPLING AND TESTING OF CONCRETE**

The Contractor shall furnish all materials, either separately or mixed, as required by NPC. Selection of materials and the making of test specimens shall be made under the supervision of NPC and delivered to NPC laboratory or any NPC accredited testing at the Contractor's expense.

The expense of making and curing all concrete specimens including the materials comprising the concrete specimens shall be borne by the Contractor. The cost of shipping and testing the concrete shall likewise be at the expense of the Contractor.

SECTION VI- SPECIFICATIONS

No concreting work on the project will be permitted to be done until NPC signifies in writing that, following the performance of the necessary tests, he gives his approval to the use of all materials involve in making the concrete.

Test cylinders shall be prepared from the concrete samples and tested. At least one set of (4) four cylinder samples shall be made for each major structural member. Two (2) cylinders shall be tested at 28 days for specification compliance and one shall be tested at 7 and 14 days respectively for information. The acceptance test result shall be the average of the strength of the two cylinders tested for 28 days.

The compressive strength of the concrete shall be deemed acceptable if the average of the three consecutive strength test results is equal to or exceeds the specified strength and no individual test falls below the specified strength by more than 3.50 MPa.

Concrete deemed to be not acceptable using the above criteria maybe rejected unless the Contractor can provide evidence, by means of core tests, that the quality of concrete represented by the failed test result is acceptable in place. Three (3) cores shall be taken in accordance with ASTM C42 and soaked for 24 hours prior to testing. Concrete in the area represented by the cores will be deemed acceptable if the average strength of the cores is equal to at least 85% of and no single core is less than 75% of the specified strength.

TS-05 EXCAVATION AND BACKFILLING WORKS**General**

The work to be executed under this section shall include the furnishing of all, labor, tools and other facilities necessary for the satisfactory performance of all work necessary to complete the works specified in this specifications.

This Item shall include necessary divert in go five streams, bailing, pumping, draining, sheeting, bracing, and the necessary construction of cribs and coffer dams, and furnishing the materials therefore, and the subsequent removal of cribs and coffer dams and the placing of all necessary backfill.

It shall also include the furnishing and placing of approved foundation fill material to replace unsuitable material encountered below the foundation elevation of structures.

Construction Requirements

The Contractor shall notify the Engineer sufficiently in advance of the beginning of any excavation so that cross-sectional elevations and measurements may be taken on the undisturbed ground. The natural ground adjacent to the structure shall not be disturbed without permission of the Engineer.

Trenches or foundation pits for structures or structure footings shall be excavated to the lines and grades or elevations shown on the Plans or as

SECTION VI- SPECIFICATIONS

staked by the Engineer. They shall be of sufficient size to permit the placing of structures or structure footings of the full width and length shown.

Boulders, logs, and other objectionable materials encountered in excavation shall be removed.

When the footing is to rest on material other than rock, excavation to final grade shall not be made until just before the footing is to be placed. When the foundation material is soft or mucky or otherwise unsuitable, as determined by the Engineer, the Contractor shall remove the unsuitable material and backfill with approved granular material. This foundation fill shall be placed and compacted in 150mm(6 inches) layers up to the foundation elevation.

Prior to backfilling works, all necessary clearing and grubbing in that area shall have been performed.

Where shown on the Plans or directed by the Engineer, the surface of the existing ground shall be compacted to a depth of 150mm (6inches) and to the specified requirements of this Item.

MEASUREMENT AND PAYMENT

Measurement and payment shall be made at the contract unit price or lot price as specified in the Bid Price Schedule. Payment shall include all cost in furnishing labor, materials, tools equipment and other incidentals necessary for the satisfactory completion of the project.

TS – 04 CONCRETE WORKS**GENERAL**

The work to be undertaken under this Section shall include all labor, materials, equipment, plant and other facilities and the satisfactory performance of all work necessary to complete all concrete work shown on the drawings and specified herein.

MATERIALS**a) Cement**

Except as maybe otherwise provided in these specifications, cement shall conform to the "Specification for Portland Cement" (ASTM C 150 - Latest Revision) and shall be Type I

b) Concrete Aggregates

- 1.) Concrete aggregates shall be well graded, clean, hard particles of gravel or crushed rock conforming with the "Standard Specifications for Concrete Aggregates (ASTM C - 33 Latest Revision).
- 2.) The maximum size of the aggregates shall not be larger than one-fifth (1/5) of the narrowest dimension between form and not larger than three

SECTION VI- SPECIFICATIONS

fourth (3/4) of the minimum clear spacing between individual reinforcing bars or bundles of bars, and in no case larger 5.1 cm (2 in) in diameter except that larger diameter may be allowed in massive concreting with written permission from the Engineer.

c) Water

Water used in mixing concrete shall be clean and free from injuring amounts of oils, acids, alkali, organic materials or other substances that may be deleterious to concrete or steel.

d) Reinforcing Steel

All reinforcing steel bars used shall be new and free from rust, oil, defects, greases or kinks. They shall conform to the latest edition of ASTM "SPECIFICATIONS FOR DEFORMED STEEL BARS FOR CONCRETE REINFORCEMENT" Grade 40 as shown or latest equivalent Philippine Bureau of Standard Specifications. Deformed Steel Bars shall have the following unit weights:

SIZE (mm)	Kg/m	SIZE (mm)	Kg/m
6	0.222	20	2.466
8	0.395	25	3.854
10	0.616	28	4.833
12	0.888	32	6.313
16	1.579	36	7.991

Proportioning and Strength of Structural Concrete

The concrete materials shall be proportioned in accordance with the requirements for each class of concrete as specified in Table 405.2, using the absolute volume method as outlined in the American Concrete Institute (ACI) Standard 211.1. "Recommended Practice for Selecting Proportions for Normal and Heavy weight Concrete". Other methods of proportioning may be employed in the mix design with prior approval of the Engineer. The mix shall either be designed or approved by the Engineer. A change in the source of materials during the progress of work may necessitate a new mix design.

The strength requirements for each class of concrete shall be as specified in Table 405.2.

Table 405.2-Composition and Strength of Concrete for Use in Structures

Class Of Concrete	Minimum Cement Content Perm ^a kg (bag ^{**})	Maximum Water/ Cement Ratio kg/kg	Consistency Range in Slump mm (inch)	Designated Size of Coarse Aggregate Square Opening Std. mm	Minimum Compressive Strength of 150x300mm Concrete Cylinder Specimen at 28 days, MN/m ² (psi)
-------------------	--	--------------------------------------	---	--	---

SECTION VI- SPECIFICATIONS

A	360 (9bags)	0.53	50-100 (2-4)	37.5-4.75 (1-1/2"-No.4)	20.7 (3000)
B	320 (8bags)	0.58	50-100 (2-4)	50-4.75 (2"-No.4)	16.5 (2400)

- * The measured cement content shall be within plus or minus 2 mass percent of the design cement content.

** Based on 40kg/bag

Consistency

Concrete shall have a consistency such that it will be workable in the required position. It shall be of such a consistency that it will flow around reinforcing steel but individual particles of the coarse aggregate when isolated shall show a coating of mortar containing its proportionate amount of sand. The consistency of concrete shall be gauged by the ability of the equipment to properly place it and not by the difficulty in mixing and transporting. The quantity of mixing water shall be determined by the Engineer and shall not be varied without his consent. Concrete as dry as it is practical to place with the equipment specified shall be used.

Mixing Concrete at site

Concrete mixers may be of the revolving drum or the evolving blade type and the mixing drum or blades shall be operated uniformly at the mixing speed recommended by the manufacturer. The pick-up and throw-over blades of mixers shall be restored or replaced when any part or section is worn 20 mm or more below the original height of the manufacturer's design. Mixers and agitators which have an accumulation of hard concrete or mortar shall not be used.

When the aggregate contains more water than the quantity necessary to produce a saturated surface dry condition, representative samples shall be taken and the moisture content determined for each kind of aggregate.

The batch shall be so charged into the mixer that some water will enter in advance of cement and aggregate. All water shall be in the drum by the end of the first quarter of the specified mixing time.

Cement shall be batched and charged into the mixer so that it will not result in loss of cement due to the effect of wind, or in accumulation of cement on surface of conveyors or hoppers, or in other conditions which reduce or vary the required quantity of cement in the concrete mixture.

SECTION VI- SPECIFICATIONS

The entire content of a batch mixer shall be removed from the drum before materials for a succeeding batch are placed therein. The materials composing a batch except water shall be deposited simultaneously into the mixer.

All concrete shall be mixed for a period of not less than 1-1/2 minutes after all materials, including water, are in the mixer. During the period of mixing, the mixer shall operate at the speed for which it has been designed.

The first batch of concrete materials placed in the mixer shall contain a sufficient excess of cement, sand, and water to coat inside of the drum without reducing the required mortar content of the mix. When mixing is to cease for a period of one hour or more, the mixer shall be thoroughly cleaned.

FORMS

General

The Contractor shall provide forms to confine the concrete and shape it to the required lines. Plastering in general, shall not be allowed. The Contractor shall assume full responsibility for the adequate design of all forms and shall be smooth surface. However, forms which in the opinion of the Engineer are unsafe or inadequate in any respect may at any time be condemned by the Engineer; and the Contractor shall promptly remove the condemned forms from the work and replace them at his own expense. A sufficient number of forms of each kind shall be provided to permit the rate of progress to be maintained. Whenever in the opinion of the Engineer, additional forms are necessary to maintain the progress schedule such additional forms shall be provided by the Contractor at his own expense. The design and inspection of concrete forms, false work, and shoring shall comply with applicable safety regulations, and as may be specified in the General Conditions of these specifications.

Materials

- a. Except as otherwise expressly approved by the Engineer, all lumber brought at the job site for use as forms, shoring, or bracing shall be new material.
- b. All forms shall be smooth surface forms and shall be of the following materials:

Walls	-	Steel or plywood panels
Columns	-	Steel, plywood or surfaced lumber
Roof	-	Plywood
All other work	-	Steel panels, plywood or surfaced lumber

Plywood shall be manufactured especially for concrete form work and shall be oiled with an approved form oil and edge sealed.

SECTION VI- SPECIFICATIONS

- c. Column forms shall be checked for plumpness before concrete is deposited. Hand holes shall be provided in column forms at lowest points of pour lifts to render this space accessible for cleaning.
- d. All girder, beam and slab centerlines shall be crowned at least 6.3mm (1/4in) in all directions for every 4.57 meters (15ft) span. However, cambers from all cantilevers shall be as indicated on the plans or obtained from the Engineer by the Contractor:
- e. The following are the tolerance limits for formwork:

1. Variation from plumb:

In line and surfaces of columns, piers, walls and risers:

In 3.05m (10ft)	6.3mm (1/4")
6.10m (20ft)	9.5mm (3/8")
12.20m (40ft) or more	19.0mm (3/4")

For exposed corner columns and/or piers, control joint groves and other conspicuous lines:

In any bay 6.10m (20ft) max	6.3mm (1/4")
In 12.20m (40ft) or more	13.00mm (1/2")

2. Variation in cross-sectional dimensions of columns and piers, beams, and thickness of walls and slabs:

Minus	6.3mm (1/4")
Plus	13.00mm (1/2")

3. Footings

Variations in dimensions on drawings (applied to concrete only and not to reinforcing bars or dowels):

Minus	13.00mm (1/2")
Plus	50.00mm (2")

Misplacement of eccentricity, two percent (2%) of the footings width in the direction of misplacement but not to exceed 50.0mm (2").

Reduction in thickness	Five percent (5%) at specified thickness
------------------------	--

4. Variation in steps:

a) In a flight of steps

Rise	3.2mm (1/8")
Tread	6.3mm (1/4")

b.) In consecutive steps

Rise	1.6mm (1/16")
Tread	3.2mm (1/8")

When required for another work, or when requested by the Owner or his Engineer, the Contractor shall remove or relocate shoring; but existing shoring shall not be disturbed until new shores are set in position.

Removal of Forms

Directions of the Engineer concerning the removal of forms shall be strictly followed. Forms and shoring shall not be removed until concrete is adequately set and strong enough to withstand anticipated loading and this work shall be done with care so as to avoid injury to the concrete. No heavy loading on green concrete will be permitted. In the case of roof slabs and above-ground floor slabs, forms shall remain in place until test cylinders for the roof concrete attain a minimum compressive strength of 15.52 MPa (2,250 psi) provided that no forms shall be disturbed or removed under an individual panel or unit before the concrete in the adjacent panel or unit has attained a strength of 15.52 MPa (2,250 psi) and has been in place for a minimum of even (7) days. The time required to establish said strength will be determined by the Engineer who will make several test cylinders for this purpose from concrete used in the first group of roof panels placed. If the time so determined is more than the seven-day minimum, then it shall be used as the minimum length of time. Forms for all vertical walls and columns shall remain in place at least three (3) days after the concrete has been placed. Forms for all parts of the work not specifically mentioned herein shall remain in place for prods of time as ordered by the Engineer.

TAMPING AND VIBRATING

As concrete is placed in the forms or in excavations, it shall be thoroughly settled and compacted throughout the entire depth of the layer which is being consolidated, into a dense, homogeneous mass, filling all corners and angles, thoroughly embedding the reinforcement, eliminating rock pockets, and bringing only a slight excess of water to the exposed surface of concrete during placement.

Care shall be used in placing concrete around waterstops. The concrete shall be carefully worked by rodding and vibrating to make sure that all air and rock pockets have been eliminated. Where flat-strip type waterstops are used, the concrete shall be worked under the waterstops are used, the concrete shall be worked under the waterstops by hand making sure that all air and rock pockets have been eliminated.

Concrete in wall shall be internally vibrated and at the same time rammed, stirred, or worked with suitable appliances, tamping bars, shovels, or forked tools until it completely fills the forms or excavations and closes snugly against all surfaces. Subsequent layers previously placed have been worked thoroughly as specified. Except in special cases where their use is deemed impracticable by the Engineer, the Contractor shall use

SECTION VI- SPECIFICATIONS

Internally vibrated, high speed power vibrators not less than 8000 rpm of an approved immersion type in sufficient numbers, with standby units as required, to accomplish the results herein specified within fifteen (15) minutes after concrete of the prescribed consistency is placed in the forms. The vibrating head shall be kept from contact with the surfaces of the forms. Care shall be taken not to vibrate concrete excessively or to work it in any manner that causes segregation of its face.

CARE AND REPAIR OF CONCRETE

The Contractor shall protect all concrete against injury or damage from excessive heat, lack of moisture, over stress, or any other cause until final acceptance by the Owner. Particular care shall be taken to the drying of concrete and to avoid roughening or otherwise damaging the surface. Any concrete found to be damaged or which may have been originally defective at any time prior to the final acceptance of the complete work, or which departs from the established line or grade, or which for any other reason does not conform with the specifications shall be satisfactorily repaired or removed and replaced with acceptable concrete at the Contractor's expense.

FINISH OF CONCRETE SURFACE

All finished or formed surfaces shall conform accurately with the shape, alignment, grades and sections as indicated on the plans or as prescribed by the Engineer. Surfaces shall be free from fins, bulges, ridges, offsets, honeycombing, or roughness of any kind, and shall present a finished, smooth, continuous hard surface.

Except as otherwise provided herein, unformed top surfaces of concrete shall be brought to uniform surfaces and worked with suitable tools to a reasonably smooth wood float finish. Excessive floating of surfaces while the concrete is plastic will not be permitted. All surfaces shall be placed monolithically with the base slab. Dusting of dry cement and sand on the concrete surface to absorb excess moisture will not be permitted. Floor slabs and exposed tops of walls and curbs shall be given a steel trowel finish. At the Contractor's option, the above mentioned floor slabs may be finished with a power float after screeding. Subsequent to the aforementioned finish, all sloping surfaces of floor slabs shall be lightly boomed to provide a skid resistant surface.

TREATMENT OF SURFACE DEFECTS

As soon as forms are removed, all exposed surfaces shall be carefully examined and any irregularities shall be immediately rubbed or ground in a satisfactory manner in order to secure a smooth, uniform, and continuous surface. Plastering or coating of surfaces to be smoothed will not be permitted. No repairs shall be made until after inspection by the Engineer, and then only in strict accordance with his directions. Concrete containing voids, holes, honeycombing, similar depression defects shall be completely removed and replaced; provided that where required or approved by the Engineer, defects shall be repaired with gunite or with cement mortar placed by an approved compressed air mortar gun. In no case will extensive patching of honey combed concrete be permitted. All repairs and replacements herein specified shall be promptly executed by the Contractor at his own expense.

DEPOSITING CONCRETE

SECTION VI- SPECIFICATIONS

Depositing:

Depositing shall be done without segregation, remanding or flowing of concrete. It shall be done with the use of buggies, buckets or wheelbarrows. Use of chutes will not be allowed except to transfer concrete from hoppers to buggies, wheelbarrows or buckets in which case shall not exceed 20 feet in aggregate length placing of concrete with a free drop of fall of more than 5 feet are not allowed. Conveyors when used shall be kept full of concrete and ends shall be kept buried in the newly placed concrete as pouring progresses.

Vibrations:

No placing of concrete will be allowed without vibrators. Segregation due to over vibration shall be avoided.

Construction Joints:

If possible concreting shall be done continuous until section is complete. When stoppage of concrete operations occur, construction joints shall be placed either horizontally or vertically as indicated by the Engineer and provided with shear keys or dowels to develop bond. Construction joints shall be per plan or shall be approved or as directed by the Engineer.

REINFORCING STEEL

Steel reinforcement shall be stored above the surface of the ground upon platforms, skids, or other supports and shall be protected as far as practicable from mechanical injury and surface deterioration caused by exposure to conditions producing rust. When placed in the work, reinforcement shall be free from dirt, detrimental rust, loose scale, paint, grease, oil, or other foreign materials. Reinforcement shall be free from injurious defects such as cracks and laminations. Rust, surface seams, surface irregularities or mill scale will not be cause for rejection, provided the minimum dimensions, cross sectional area and tensile properties of a hand wire brushed specimen meets the physical requirements for the size and grade of steel specified.

Bending

All reinforcing bars requiring bending shall be cold-bent to the shapes shown on the Plans or required by the Engineer. Bars shall be bent around a circular pin having the following diameters (D) in relation to the diameter of the bar (d):

Nominal diameter, d, mm	Pin diameter(D)
10to20	6d
25to28	8d

SECTION VI- SPECIFICATIONS

Bends and hook sin stirrups or ties may be bent to the diameter of the principal bar enclosed therein.

Placing and Fastening

All steel reinforcement shall be accurately placed in the position shown on the Plans or required by the Engineer and firmly held there during the placing and setting of the concrete. Bars shall be tied at all intersections except where spacing is less than 300mm in each directions, in which case, alternate intersections shall be tied. Ties shall be fastened on the inside.

Distance from the forms shall be maintained by means of stays, blocks, ties, hangers, or other approved supports, so that it does not vary from the position indicated on the Plans by more than 6mm. Blocks for holding reinforcement from contact with the forms shall be precast mortar blocks of approved shapes and dimensions. Layers of bars shall be separated by precast mortar blocks or by other equally suitable devices. The use of pebbles, pieces of broken stone or brick, metal pipe and wooden blocks shall not be permitted. Unless otherwise shown on the Plans or required by the Engineer, the minimum distance between bars shall be 40mm. Reinforcement in any member shall be placed and then inspected and approved by the Engineer before the placing of concrete begins. Concrete placed in violation of this provision may be rejected and removal may be required. If fabric reinforcement is shipped in rolls, it shall be straightened before being placed. Bundled bars shall be tied together at not more than 1.8m intervals.

Splicing

All reinforcement shall be furnished in the full lengths indicated on the Plans. Splicing of bars, except where shown on the Plans, will not be permitted without the written approval of the Engineer. Splices shall be staggered as far as possible and with a minimum separation of not less than 40 bar diameters. Not more than one-third of the bars may be spliced in the same cross-section, except where shown on the Plans.

Unless otherwise shown on the Plans, bars shall be lapped a minimum distance of:

Splice Type	Grade 40 min. lap	Grade 60 min. lap	But not less than
Tension	24 bar dia	36 bar dia	300mm
Compression	20 bar dia	24 bar dia	300mm

In lapped splices, the bars shall be placed in contact and wired together. Lapped splices will not be permitted at locations where the concrete section is insufficient to provide minimum clear distance of one and one-third the maximum size of coarse aggregate between the splice and the nearest adjacent bar. Welding of reinforcing steel shall be done only if detailed on the Plans or if authorized by the Engineering writing. Spiral reinforcement shall be spliced by lapping at least one and a half turns or by butt welding unless otherwise shown on the Plans.

Waterproofing Compound/Cement

SECTION VI- SPECIFICATIONS

The cementitious waterproof coating can be described as two-component breathable, seamless coatings used to provide positive and negative side waterproofing protection on concrete and masonry surfaces. They prevent damage from water infiltration and resist mold and mildew. It is used behind the tile, over masonry patching, and concrete surfaces. These above and below-grade cementitious coatings have a good affinity to concrete and masonry substrates due to their cementitious nature, and thus strong bonding strength. This coating protects from the effects of aggressive acid gases, moisture and chlorides and also resists chemical attacks on the concrete or other substrates.

They're readily available from suppliers of masonry products, and they're easy to mix and apply. The cementitious coating protects concrete in sulfate contaminated ground conditions. The cementitious coating is useful for internal and external structural waterproofing of concrete and other mineral substrates. It is also useful for underground structures as well as roofs and decks. The cementitious coating can protect highways and coastal structures from a chlorides environment and enhance the durability of reinforced concrete.

MEASUREMENT AND PAYMENTS

"Class A "concrete shall be measured by the cubic meter (cu.m.) Of concrete completed in place and accepted.

Measurement will be of the actual number of cubic meter within the neat lines of the structure as shown in the plans or revised by authority of the Engineer. The volume of concrete measured as determined above shall be paid for at the contract unit price per cubic meter (cu.m.) which price and payment shall be full compensation mixing, placing, finishing and curing the concrete and all labor, equipment, tools and incidentals necessary to complete the item and accepted.

Payments for the reinforcement placed shall be included in the contract unit price per cubic meter (cu.m.) of concrete which price and payment shall be the full compensation of all labor, equipment, tools and incidentals necessary to complete the item and accepted.

Concrete forms placed shall be included in the contract unit price per cubic meter (cu.m.) of concrete which price and payment shall be the full compensation of all labor, equipment, tools and incidentals necessary to complete the item and accepted.

TS – 05 CONCRETE MASONRY**General**

Concrete masonry construction shall include the furnishing of all labor, material, and equipment, and performing all operations necessary to execute all concrete masonry construction, as specified.

SECTION VI- SPECIFICATIONS

Contractor shall make all preparations and do all work necessary to receive and adjoin other work.

Contractor shall give the work his personal supervision and shall keep a competent foreman on the job at all times when he is not there himself.

Contractor shall specify the position of all dowels required form as onry on other construction, including foundations. Contractor shall arrange for the necessary storage space for construction material sat the jobsite. Contractor shall call for all inspections required in the course of his work by Owner.

Materials**Concrete Hollow Blocks**

All property wall shall be 150mm thick x 200mm x 400mm non-bearing concrete hollow blocks, otherwise, use 100mm thick x 200mm x 400mm non-bearing concrete hollow blocks

Mortar / Grout

Mortar/grout shall be a mixture of 1 part cement and 3 parts fine sand

Reinforcing Steel

Reinforcing steel shall be 10mm,16mm, 20mm diameter, Grade 40, spaced at 600mm on-center along horizontal and vertical of the walls. Reinforcement shall be secure with a Ga. 16 tie wire.

Masonry Construction

Blocks shall be cut accurately to fit all plumbing ducts, openings, electrical work, and all voids slushed full. Where walls are to receive plaster, the joints should be struck flush. Where certain joints are to be concealed under paint, these joints shall be filled flush and then sacked to produce a dense surface without sheen.

Vertical head joints shall be buttered well for a thickness equal to the face shell of the block and these joints shall be shoved tightly so that the mortar bonds well to both blocks. Joints shall be solidly filled from the face of the block to the depth of the face shell.

Grouting

Reinforcing steel shall be in place and inspected before grouting starts. Vertical cells to be filled with mortar shall have vertical alignment to maintain a continuous unobstructed cell area. Cells containing reinforcement shall be solidly filled with grout.

SECTION VI- SPECIFICATIONS

Plastering**Mixture**

Mortar mixture for brown coat shall be freshly prepared and uniformly mixed in the proportion by volume of one part Portland Cement, three (3) parts sand.

- a) Finish coat shall be pure Portland Cement properly graded. Hydraulic Cement and mixed with water to approved consistency and plasticity.

Surface Preparation

- a) After removals of formworks reinforce concrete surfaces shall be roughened to improve adhesion of cement plaster.
- b) Surfaces to receive cement plaster shall be cleaned of all projections, dust, loose particles, grease and bond breakers. Before any application of brown coat is commenced all surfaces that are to be plastered shall be wetted thoroughly with clean water to produce a uniformly moist condition.

Application

- a) Brown coat mortar mix shall be applied with sufficient pressure starting from the lower portion of the surface to fill the grooved and to prevent air pockets in the reinforced concrete/masonry work and avoid mortar mix drooping. The brown coat shall be lightly broomed/ or scratch before surface had properly set and allowed to cure.
- b) Finish coat shall not be applied until after the brown coat has seasoned for seven days and corrective measures had been done by the Contractor on surfaces that are defective. Just before the application of the finish coat, the brown coat surface shall be evenly moistened with potable water. Finish coat shall be floated first to a true and even surface, then troweled in a manner that will force the mixture to penetrate into the brown coat. Surfaces applied with finish coat shall then be smooth with paper in a circular motion to remove trowel marks, checks and blemishes. All cement plaster finish shall be 10 mm thick minimum on vertical concrete and/or masonry walls.

Workmanship

Cement plaster finish shall be true to details and plumb. Finish surface shall have no visible junction marks where one (1) Day's work adjoins the other. Where directed by the NPC or as shown on the Plans vertical and horizontal groove joints shall be 25 mm wide and 10 mm deep.

MEASUREMENT AND PAYMENT

Measurement and payment shall be made at the contract unit price or lot price as specified in the Bid Price Schedule. Payment shall include all cost in

SECTION VI- SPECIFICATIONS

furnishing labor, materials, tools equipment and other incidentals necessary for the satisfactory completion of the project.

TS – 06 WELDING AND STEEL WORKS (NOT USED)**General**

The work to be executed under this section shall include the furnishing of all, labor, tools, equipment and other facilities necessary for the satisfactory performance of all work necessary to complete all demolition and disposal works.

Work Included

- a) The work included under this section shall include the furnishing, fabrication, erection and/or installation of all steel roof framing, steel girts and other work indicated in the Plans and Specifications.

Materials**6.1. Work Included**

- b) The work included under this section shall include the furnishing, fabrication, and/or installation of all steel support for the roof indicated in the Plans and Specifications.

6. 2. Materials

- a) All fabricated G.I. pipe post and diagonal bracing with 4" dia. sch. 40 G.I. pipe x 6m long and 12mm thk. x3.0m x.30m steel plate and also 16mm dia. x 300mm long anchor bolt w/ nut, 12mm dia. x 6m RSB as noted in the Plans.
- b) All fabrication of longitudinal truss must be 2"x2" x 1/4" thk. , 1"x1"x 1/4" thk. angle bar.
- c) All arc-welding electrodes shall conform to the requirements of the American Welding Society "SPECIFICATIONS FOR IRON AND STEEL ARC- WELDING ELECTRODES" latest edition

6.3. Connections

- a) Shop connections shall be welded unless otherwise indicated in the Plans. All connections shall develop full strength of members.

6.4. Workmanship and Fabrication

- a) Workmanship and fabrication shall be in accordance with AISC "Specification for Fabrication and Erection of Structural steel for Buildings" and with the following outline.
- b) Bearing surfaces shall be planed to true beds. Abutting surfaces shall be closely fitted
- c) All columns and bearing stiffeners shall be milled to give full bearing over the cross section. It shall not be necessary to plane bottom surfaces of plate on grout beds.
- d) Assembled parts shall be brought into close contact, and drift pin shall be used only for bringing members into position, not to enlarge or distort holes.

SECTION VI- SPECIFICATIONS

Welding

- a) Welding in shop and field shall be done by qualified welders. Equipment shall be of the type, which produce proper current so that operator may produce satisfactory welds. The welding machine shall be of 300 amperes, 200 -240 volts capacity.
- b) Unless otherwise shown on the Plans, the following low hydrogen electrodes shall be used and shall be suitable for positions and other conditions of intended use in accordance with the instruction with each container.

<u>Welding</u>	<u>Electrode</u>	<u>Submerged Arc Process</u>
A-7 to A-7	E - 60 Series	Grade SAW-2
A-7 to A-36	E - 70 Series	Grade SAW-2
A-36 to A-36	E - 70 Series	Grade SAW-2

- c) The technique of welding employed, the appearance and quality of welds made, and the methods of correcting defective work shall conform to the American Welding society code for arc welding. Surfaces to be welded shall be free from loose scale, rust, grease, paint and other foreign material except that mill scale, which withstands vigorous wire brushing, may remain
- d) Finish members shall be true to line and free from twists, bends and open joints.

Measurement and Payment

Measurement and payment shall be made at the contract unit price or lot price of the various applicable items specified in the Bid Price Schedule. Payment shall include all cost in furnishing labor, materials, equipment and other incidentals necessary for the satisfactory completion of the project.

TS-07 ELECTRICAL WORKS (NOT USED)**Work Included**

The work included under this section shall include the furnishing, fabrication, erection and/or Installation of electrical system and other steel work indicated in the Plans and Specifications.

Standard of Materials

All materials to be used in the work shall be new, of high quality, free from all defects and of proven acceptability from the purpose of intended. Unless otherwise specified, materials shall conform to the latest applicable standard issued by the following authorities:

SECTION VI- SPECIFICATIONS

- a) American National Standards Institute (ANSI)
- b) Institute of Electrical and Electronic Engineers (IEEE)
- c) Underwriter's Laboratory (UL)
- d) National Electrical Manufacturers Association (NEMA)
- e) National Electrical Code (NEC)
- f) Philippine Electrical Code (PEC)

Other recognized national standards maybe accepted if, in the opinion of NPC representatives, such will guarantee a quality not inferior to that guaranteed by the above standards.

In case of conflicting requirements between authorities cited above and those specified, such disagreement shall be resolved by representative of which his decision shall be final.

Air-conditioning System @ 2.0 HP Inverter Split Type**Specification:**

Cooling Capacity: 20,160(kJ/h)
Power (W) Inputs Cooling: 1,800 (W)
Running current(A) Cooling:7.8 A.
EER (BTU/HW) 13.5(KJ/HW)
Air circulation: 950(m³/h)
Power Supply: 1/230/60 (Ph/V/Hz)
Air Circulation: 950 (m³/h)
Moisture Removal: 2 (10-3m³/h)

Lighting System

The lighting system covered by this specification includes associated conduits and cables, lighting fixtures, fittings, etc.

The device/materials furnished shall be in accordance with, but not limited to, the latest issues of the Applicable Codes and Standards, including all addenda, in effect at time of purchase order unless otherwise stated in this Specification.

All materials and parts which are not specifically mentioned herein but are necessary for the proper installation and safe operation of the lighting system shall be identified by the Contractor and shall be furnished at no additional cost to NPC.

Lighting Fixtures and Accessories**Street Lighting Fixtures**

All lighting fixtures when installed shall be free of leaks, warps, dents and other irregularities.

All lighting fixtures, samples and catalogues shall be submitted for NPC's review and approval prior to the order. No lighting fixtures shall be installed without the approval of NPC.

SECTION VI- SPECIFICATIONS

Lighting fixtures shall be wired with approved wire, 75°C insulation. Each fixture shall be wired to a single point with an adequate slack for proper connection. All lighting fixture shall be protected from damage during installation. Any broken lighting fixtures, receptacle, stem and the like shall be replaced with new parts, at no cost to NPC.

Cables / Wires

Cable shall be stranded annealed copper conductor suitable for continuous temperature of 90°C when used in wet or dry location and 90°C when exposed to oil or coolant. The minimum size of conductor to be used shall be 5.5mm²

The cables shall be designed for trouble free service for the highest system voltage. All cables and their accessories to be supplied shall have insulation levels able to withstand any voltage surges which are normally expected to occur in the power system in which are normally expected to occur in the power system in which the cable is to be employed, due to switching operations, sudden load variation, faults, etc.

The cables and accessories shall be constructed to fulfill the requirements when operating with full load or any load factor and is suitable for use in ducts, trays and or direct burial in ground.

Cables installation

Cable pulled through conduit shall be supported in an approved manner so as to avoid damaged to the insulation. Grease or oily substances shall not be used to facilitate the passage of the conductor in conduits.

The pull shall be applied to cables only by means of approved grips and the end portion of the cable which has been marked or deformed by the grip shall be cut-off by the Contractor.

All cable runs shall be continuous and all termination shall be at the terminal boards, equipment, etc. No splices are allowed in conduit or cable tray.

Prior to installation of cables, conduits shall be thoroughly cleaned to prevent damage to cables during installation. After cables have been installed, cables shall be tested for continuity and insulation resistance and shall be tagged with respective cable number

Conduits

All conduits, boxes and fittings required for the power and control conductors including necessary hardware and accessories such as screws, bolts, concrete inserts, clamps, locknuts, couplings shall be furnished by the Contractor. The required quantities shall be furnished in accordance with the installation requirements.

During installation, due precaution shall be taken to protect the conduit and threads from mechanical injury. The ends of the conduit shall be sealed in an approved manner. Conduit runs shall be sealed by the use of caps and discs or plugs. The seals shall be maintained, except during inspection and tests, until the conductor

SECTION VI- SPECIFICATIONS

is pulled in. Conduit shall be checked to be free from obstructions by pulling a wooden mandrel of appropriate size through the conduit.

Conduits installed outdoors running underground shall be buried to a minimum of 0.457 m.

Measurement and Payment

Measurement and payment shall be made at the contract unit price or lot price of the various applicable items specified in the Bid Price Schedule. Payment shall include all cost in furnishing labor, materials, equipment and other incidentals necessary for the satisfactory completion of the project.

TS – 08 CEILING WORKS (NOT USED)**General**

The work to be executed under this section shall include the furnishing of all, labor, tools and ladders, scaffolding and other facilities necessary for the satisfactory performance of all work necessary to complete the works specified in this specifications.

Material

Materials to be used shall be the following but not limited to:

1. Double Furring
2. Wall Angle
3. ¼" thick Fiber Cement Board
4. Blind Rivets

Workmanship

All work shall be done by skilled workers in a workmanlike manner.

Wall angles shall be firmly secured at the walls of the building through nails. All double furring shall be installed firmly and aligned. Nylon or string connected wall to wall shall be used so that correct level of furring will be attained. Fiber cement board shall be installed and secured on the furring through rivets or screws.

MEASUREMENT AND PAYMENT

Measurement and payment shall be made at the contract unit price or lot price as specified in the Bid Price Schedule. Payment shall include all cost in furnishing labor, materials, tools equipment and other incidentals necessary for the satisfactory completion of the project.

TS –09 PAINTING, VARNISHING AND OTHER RELATED WORKS (NOT USED)**General**

This item shall consist of furnishing all paint materials, varnish and other related products, labor, tools, equipment and plant required in undertaking the proper application of painting, varnishing and related works indicated on the Plans and in accordance with this Specification.

SECTION VI- SPECIFICATIONS

Paint Materials

All types of paint material, varnish and other related product shall be subject to random inspection by NPC Inspector or GSFM (Use the following approved and tested brand name: Boysen, Davies, Dutch Boy, Fuller O Brien, or any approved equal).

Tinting Colors

Tinting colors shall be first grade quality, pigment ground in alkyd resin that disperses and mixes easily with paint to produce the color desired. Use the same brand of paint and tinting color to effect good paint body.

Concrete Neutralizer

Concrete neutralizer shall be first grade quality concentrate diluted with clean water and applied as surface conditioner of new interior and exterior walls thus improving paint adhesion and durability.

Silicon Water Repellant

Silicon water repellant shall be transparent water shield especially formulated to repel rain and moisture on exterior masonry surfaces.

Patching Compound

Patching compound shall be fine powder type material like calcimine that can be mixed into putty consistency, with oil base primers and paints or pre-mix glazing putty, tile cast to fill minor surface dents and imperfections whichever is applicable.

Varnish

Varnish shall be a homogeneous solution of resin, drying oil, drier and solvent. It shall be extremely durable clear coating, highly resistant to wear and tear without cracking, peeling, whitening, spotting, etc. with minimum loss of gloss for a maximum period of time.

Lacquer

Lacquer shall be any type of organic coating that dries rapidly and solely by evaporation of the solvent. Typical solvent are acetates, alcohols and ketones. Although lacquers were generally based on nitrocellulose, manufacturers currently use, vinyl resins, plasticizers and reacted drying oils to improve adhesion and elasticity.

Sanding Sealer

Sanding sealer shall be quick drying lacquer, formulated to provide quick dry, good holdout of succeeding coats, and containing sanding agents such as zinc separate to allow dry sanding of sealer.

SECTION VI- SPECIFICATIONS

Schedule**Exterior**

Plain cement plastered finish to be painted	-	3 coats Acrylic base masonry paint or Solvent-type paint
Concrete exposed aggregate and/or tool finish	-	1 coat water repellent
Ferrous metal	-	1 coat primer and 2 coats enamel paint
Galvanized metal	-	1 coat zinc chromate primer and 2 coats Epoxy paint
Wood painted finish	-	1 coat zinc chromate primer and 2 coats Epoxy paint
Wood varnished finish	-	3 coats oil based paint or 3 coats varnish water repellent

Interior

Plain cement plastered finish to be painted	-	3 coats Acrylic base masonry paint or Solvent-type paint
Concrete exposed aggregate and/or tool finish	-	clean surface
Ferrous metal	-	1 coat primer and 2 coats enamel paint
Woodwork sea-mist	-	3 coats of 3 parts thinner 1 part lacquer
Woodwork varnish	-	1st coat, of one part sanding sealer to one part solvent 2nd coat of 2/3 sanding sealer to 1/3 solvent
Woodwork painted	-	3 coats of oil base paint finish

SECTION VI- SPECIFICATIONS

Ceiling boards textured finish

1 coat oil based paint allow to dry then patch surfaces unevenness and apply textured paint coat

Construction Requirements

The Contractor prior to commencement of the painting, varnishing and related work shall examine the surfaces to be applied in order not to jeopardize the quality and appearances of the painting varnishing and related works.

Surface Preparation

All surfaces shall be in proper condition to receive the finish. Woodworks shall be hand-sanded smooth and dusted clean. All knotholes pitch pockets or sappy portions shall be sealed with natural wood filler. Nail holes, cracks or defects shall be carefully puttied after the first coat, matching the color of paint.

Interior woodworks shall be sandpapered between coats. Cracks, holes or imperfections in plaster shall be filled with patching compound and smoothed off to match adjoining surfaces.

Concrete and masonry surfaces shall be coated with concrete neutralizer and allowed to dry before any painting primer coat is applied. When surface is dried apply first coating. Hairline cracks and unevenness shall be patched and sealed with approved putty or patching compound.

After all defects are corrected apply the finish coats as specified on the Plans (color scheme approved).

Metal shall be clean, dry and free from mill scale and rust. Remove all grease and oil from surfaces. Wash unprimed galvanized metal with etching solution and allow it to dry. Where required to prime coat surface with Red Lead Primer same shall be approved by the NPC Engineer.

In addition the Contractor shall undertake the following:

1. Voids, cracks, nick etc. will be repaired with proper patching material and finished flush with surrounding surfaces.
2. Marred or damaged shop coats on metal shall be spot primed with appropriate metal primer.
3. Painting and varnishing works shall not be commenced when it is too hot or cold.
4. Allow appropriate ventilation during application and drying period.
5. All hardware will be fitted and removed or protected prior to painting and varnishing works.

Application

Paints when applied by brush shall become non-fluid, thick enough to lay down as adequate film of wet paint. Brush marks shall flow out after application of paint.

SECTION VI- SPECIFICATIONS

Paints made for application by roller must be similar to brushing paint. It must be nonstick when thinned to spraying viscosity so that it will break up easily into droplets.

Paint is atomized by high pressure pumping rather than broken up by the large volume of air mixed with it. These procedures change the required properties of the paint.

Mixing and Thinning

At the time of application paint shall show no sign of deterioration. Paint shall be thoroughly stirred, strained and kept at a uniform consistency during application. Paints of different manufacture shall not be mixed together. When thinning is necessary, this may be done immediately prior to application in accordance with the manufacturer's directions, but not in excess of 1 pint of suitable thinner per gallon of the paint.

Storage

All material to be used under this item shall be stored in a single place to be designated by the Engineer and such place shall be kept neat and clean at all time. Necessary precaution to avoid fire must be observed by removing oily rags, waste, etc. at the end of daily work.

Cleaning

All cloths and cotton waste which constitute fire hazards shall be placed in metal containers or destroyed at the end of daily works. Upon completion of the work, all staging, scaffolding and paint containers shall be removed. Paint drips, oil, or stains on adjacent surfaces shall be removed and the entire job left clean and acceptable to the Engineer.

Workmanship in General

- a) All paints shall be evenly applied. Coats shall be of proper consistency and well brushed out so as to show a minimum of brush marks.
- b) All coats shall be thoroughly dry before the succeeding coat is applied.
- c) Where surfaces are not fully covered or cannot be satisfactorily finished in the number of coats specified such preparatory coats and subsequent coats as may be required shall be applied to attain the desired evenness of surface without extra cost to the owner.
- d) Where surface is not in proper condition to receive the coat the Engineer shall be notified immediately. Work on the questioned portion(s) shall not start until clearance to proceed is ordered by the NPC Engineer.
- e) Hardware, lighting fixture and other similar items shall be removed or protected during the painting varnishing and related work operations and re-installed after completion of the work.

MEASUREMENT AND PAYMENT

Painting and/or varnishing shall be measured in square meter (sq.m.) of painting completed in place and accepted. Measurement will be of the actual number of square meter within the neat lines of the structure as shown in the

SECTION VI- SPECIFICATIONS

plans or revised by authority of the NPC Engineer. The area of painting measured as determined above shall be paid for at the contract unit price per square meter (sq.m.) which price and payment shall be full compensation of all labor, equipment, tools and incidentals necessary to complete the item and accepted

TS-10 CLEARING AND DEMOBILIZATION

Before moving out, the contractor shall restore the orderly state of worksite by clearing all temporary structures. Remove all excess/waste materials and store in designated areas.

Before the Contractor will demobilize its construction equipment/ tools, materials and crew, he shall secure approval from NPC security office for the release of the contractor's equipment and to surrender the workers Identification (I.D) cards. A joint inspection with the NPC inspector and Contractor will be conducted to make sure that all his accomplishment / work that needs remedial attention or correction shall be done prior to the issuance of the Certificate of Completion. The Certificate of Completion will serve as basis for the processing of payment

Section VII. Drawings

**Sheet No. 1/12–SITE DEVELOPMENT PLAN/ VICINITY MAP/LOCATION PLAN /
PERSPECTIVE**

Sheet No. 2/12– GROUND FLOOR PLAN

Sheet No. 3/12– ROOF DECK PLAN

**Sheet No. 4/12–FRONT ELEVATION, LEFT ELEVATION AND RIGHT
ELEVATION**

**Sheet No. 5/12–REAR ELEVATION, SCHEDULE OF DOORS & FINISHES,
SCHEDULE OF WINDOWS & FINISHES**

**Sheet No. 6/12–FOUNDATION PLAN, TYPICAL BEAM DETAIL & STRUCTURAL
FRAMING**

**Sheet No. 7/12–ROOF DECK FRAMING PLAN, CANOPY FRAMING PLAN,
CANOPY DETAILS & TYP. TRELLIS PLAN**

**Sheet No. 8/12–COLUMN/FOOTING SEC. DETAIL, CHB WALL OPENING
ELEVATION, R. C. RAMP ONFILL, R.C. SLAB CONNECTION TO
PARAPET, CHB WALL SECTION DETAIL, RC STAIR ONFILL.**


Sheet No. 9/12–REFLECTED CEILING PLAN, CEILING SECTION, ISOMETRIC

**Sheet No. 10/12–PLUMBING LAY-OUT PLAN, SEPTI VAULT DETAIL, SECTION A
DETAIL, SECTION B DETAIL, SECTION C DETAIL**

Sheet No. 11/12–LIGHTNING & POWER LAY-OUT PLAN

**Sheet No. 12/12–SCHEDULE OF LOAD, PANEL BOARD, ELECTRICAL
COMPUTATION AND GENERAL NOTES**

SECTION VI- SPECIFICATIONS



AG4 CONSTRUCTION OF EXTENSION WORKSHOP

OF SERVICE BLDG. FOR ELEC., MECH., & I.C.

SHEET NO. 2 OF 12

AG4 CONSTRUCTION OF EXTENSION WORKSHOP

OF SERVICE BLDG. FOR ELEC., MECH., & I.C.

LOCATION: Ag4 & Extension Bldg. Near Dam Lake, Durgam

NO.	DESCRIPTION	UNIT	QTY	AMOUNT	DATE
1	ESTIMATED				
2	BOUNDS				
3	REMARKS				
4	DATE				
5	NAME				
6	MECH.				

NATIONAL POWER CORPORATION

Manila, Philippines

AGUS 5 HELP

MANITWA

APPROVED

RECEIVED

DATE

SECTION VI- SPECIFICATIONS

		<p>AG4 CONSTRUCTION OF EXTENSION WORKSHOP OF SERVICE BLDG. FOR ELEC., MECH., & I.C.</p>	
		<p>LOCATION: Ag4 & Boudouh Agency, Lomé, Benin</p>	
<p>NATIONAL POWER CORPORATION Kendouga Corporation AGUS 5 HEP</p>		<p>3 12</p>	
<p>APPROVED: </p>		<p>APPROVED: </p>	
<p>DATE: 12/12/2024</p>		<p>DATE: 12/12/2024</p>	
<p>REVISION: 1</p>		<p>REVISION: 1</p>	
<p>REVISION: 2</p>		<p>REVISION: 2</p>	
<p>REVISION: 3</p>		<p>REVISION: 3</p>	
<p>REVISION: 4</p>		<p>REVISION: 4</p>	
<p>REVISION: 5</p>		<p>REVISION: 5</p>	
<p>REVISION: 6</p>		<p>REVISION: 6</p>	
<p>REVISION: 7</p>		<p>REVISION: 7</p>	
<p>REVISION: 8</p>		<p>REVISION: 8</p>	
<p>REVISION: 9</p>		<p>REVISION: 9</p>	
<p>REVISION: 10</p>		<p>REVISION: 10</p>	
<p>REVISION: 11</p>		<p>REVISION: 11</p>	
<p>REVISION: 12</p>		<p>REVISION: 12</p>	
<p>REVISION: 13</p>		<p>REVISION: 13</p>	
<p>REVISION: 14</p>		<p>REVISION: 14</p>	
<p>REVISION: 15</p>		<p>REVISION: 15</p>	
<p>REVISION: 16</p>		<p>REVISION: 16</p>	
<p>REVISION: 17</p>		<p>REVISION: 17</p>	
<p>REVISION: 18</p>		<p>REVISION: 18</p>	
<p>REVISION: 19</p>		<p>REVISION: 19</p>	
<p>REVISION: 20</p>		<p>REVISION: 20</p>	
<p>REVISION: 21</p>		<p>REVISION: 21</p>	
<p>REVISION: 22</p>		<p>REVISION: 22</p>	
<p>REVISION: 23</p>		<p>REVISION: 23</p>	
<p>REVISION: 24</p>		<p>REVISION: 24</p>	
<p>REVISION: 25</p>		<p>REVISION: 25</p>	
<p>REVISION: 26</p>		<p>REVISION: 26</p>	
<p>REVISION: 27</p>		<p>REVISION: 27</p>	
<p>REVISION: 28</p>		<p>REVISION: 28</p>	
<p>REVISION: 29</p>		<p>REVISION: 29</p>	
<p>REVISION: 30</p>		<p>REVISION: 30</p>	
<p>REVISION: 31</p>		<p>REVISION: 31</p>	
<p>REVISION: 32</p>		<p>REVISION: 32</p>	
<p>REVISION: 33</p>		<p>REVISION: 33</p>	
<p>REVISION: 34</p>		<p>REVISION: 34</p>	
<p>REVISION: 35</p>		<p>REVISION: 35</p>	
<p>REVISION: 36</p>		<p>REVISION: 36</p>	
<p>REVISION: 37</p>		<p>REVISION: 37</p>	
<p>REVISION: 38</p>		<p>REVISION: 38</p>	
<p>REVISION: 39</p>		<p>REVISION: 39</p>	
<p>REVISION: 40</p>		<p>REVISION: 40</p>	
<p>REVISION: 41</p>		<p>REVISION: 41</p>	
<p>REVISION: 42</p>		<p>REVISION: 42</p>	
<p>REVISION: 43</p>		<p>REVISION: 43</p>	
<p>REVISION: 44</p>		<p>REVISION: 44</p>	
<p>REVISION: 45</p>		<p>REVISION: 45</p>	
<p>REVISION: 46</p>		<p>REVISION: 46</p>	
<p>REVISION: 47</p>		<p>REVISION: 47</p>	
<p>REVISION: 48</p>		<p>REVISION: 48</p>	
<p>REVISION: 49</p>		<p>REVISION: 49</p>	
<p>REVISION: 50</p>		<p>REVISION: 50</p>	
<p>REVISION: 51</p>		<p>REVISION: 51</p>	
<p>REVISION: 52</p>		<p>REVISION: 52</p>	
<p>REVISION: 53</p>		<p>REVISION: 53</p>	
<p>REVISION: 54</p>		<p>REVISION: 54</p>	
<p>REVISION: 55</p>		<p>REVISION: 55</p>	
<p>REVISION: 56</p>		<p>REVISION: 56</p>	
<p>REVISION: 57</p>		<p>REVISION: 57</p>	
<p>REVISION: 58</p>		<p>REVISION: 58</p>	
<p>REVISION: 59</p>		<p>REVISION: 59</p>	
<p>REVISION: 60</p>		<p>REVISION: 60</p>	
<p>REVISION: 61</p>		<p>REVISION: 61</p>	
<p>REVISION: 62</p>		<p>REVISION: 62</p>	
<p>REVISION: 63</p>		<p>REVISION: 63</p>	
<p>REVISION: 64</p>		<p>REVISION: 64</p>	
<p>REVISION: 65</p>		<p>REVISION: 65</p>	
<p>REVISION: 66</p>		<p>REVISION: 66</p>	
<p>REVISION: 67</p>		<p>REVISION: 67</p>	
<p>REVISION: 68</p>		<p>REVISION: 68</p>	
<p>REVISION: 69</p>		<p>REVISION: 69</p>	
<p>REVISION: 70</p>		<p>REVISION: 70</p>	
<p>REVISION: 71</p>		<p>REVISION: 71</p>	
<p>REVISION: 72</p>		<p>REVISION: 72</p>	
<p>REVISION: 73</p>		<p>REVISION: 73</p>	
<p>REVISION: 74</p>		<p>REVISION: 74</p>	
<p>REVISION: 75</p>		<p>REVISION: 75</p>	
<p>REVISION: 76</p>		<p>REVISION: 76</p>	
<p>REVISION: 77</p>		<p>REVISION: 77</p>	
<p>REVISION: 78</p>		<p>REVISION: 78</p>	
<p>REVISION: 79</p>		<p>REVISION: 79</p>	
<p>REVISION: 80</p>		<p>REVISION: 80</p>	
<p>REVISION: 81</p>		<p>REVISION: 81</p>	
<p>REVISION: 82</p>		<p>REVISION: 82</p>	
<p>REVISION: 83</p>		<p>REVISION: 83</p>	
<p>REVISION: 84</p>		<p>REVISION: 84</p>	
<p>REVISION: 85</p>		<p>REVISION: 85</p>	
<p>REVISION: 86</p>		<p>REVISION: 86</p>	
<p>REVISION: 87</p>		<p>REVISION: 87</p>	
<p>REVISION: 88</p>		<p>REVISION: 88</p>	
<p>REVISION: 89</p>		<p>REVISION: 89</p>	
<p>REVISION: 90</p>		<p>REVISION: 90</p>	
<p>REVISION: 91</p>		<p>REVISION: 91</p>	
<p>REVISION: 92</p>		<p>REVISION: 92</p>	
<p>REVISION: 93</p>		<p>REVISION: 93</p>	
<p>REVISION: 94</p>		<p>REVISION: 94</p>	
<p>REVISION: 95</p>		<p>REVISION: 95</p>	
<p>REVISION: 96</p>		<p>REVISION: 96</p>	
<p>REVISION: 97</p>		<p>REVISION: 97</p>	
<p>REVISION: 98</p>		<p>REVISION: 98</p>	
<p>REVISION: 99</p>		<p>REVISION: 99</p>	
<p>REVISION: 100</p>		<p>REVISION: 100</p>	

SECTION VI- SPECIFICATIONS

		<p>NATIONAL POWER CORPORATION Amador Generation AGUS 5 HEP</p> <p><i>[Signature]</i> PROJECT MANAGER</p> <p><i>[Signature]</i> SUPERVISOR</p> <p><i>[Signature]</i> ENGINEER</p>		<p>AG4 CONSTRUCTION OF EXTENSION WORKSHOP OF SERVICE BLDG. FOR ELEC., MECH., & I.C.</p> <p>LOCATION: AGUS 5 HEP, Amador Generation Station, Luzon, Philippines</p> <table border="1"> <thead> <tr> <th>NO.</th> <th>REV.</th> <th>DATE</th> <th>BY</th> <th>CHKD.</th> <th>DATE</th> </tr> </thead> <tbody> <tr> <td>1</td> <td>1</td> <td>01/01/2024</td> <td>PROJECT MANAGER</td> <td>PROJECT MANAGER</td> <td>01/01/2024</td> </tr> <tr> <td>2</td> <td>1</td> <td>01/01/2024</td> <td>ENGINEER</td> <td>ENGINEER</td> <td>01/01/2024</td> </tr> <tr> <td>3</td> <td>1</td> <td>01/01/2024</td> <td>PROJECT MANAGER</td> <td>PROJECT MANAGER</td> <td>01/01/2024</td> </tr> <tr> <td>4</td> <td>1</td> <td>01/01/2024</td> <td>ENGINEER</td> <td>ENGINEER</td> <td>01/01/2024</td> </tr> </tbody> </table>		NO.	REV.	DATE	BY	CHKD.	DATE	1	1	01/01/2024	PROJECT MANAGER	PROJECT MANAGER	01/01/2024	2	1	01/01/2024	ENGINEER	ENGINEER	01/01/2024	3	1	01/01/2024	PROJECT MANAGER	PROJECT MANAGER	01/01/2024	4	1	01/01/2024	ENGINEER	ENGINEER	01/01/2024
NO.	REV.	DATE	BY	CHKD.	DATE																														
1	1	01/01/2024	PROJECT MANAGER	PROJECT MANAGER	01/01/2024																														
2	1	01/01/2024	ENGINEER	ENGINEER	01/01/2024																														
3	1	01/01/2024	PROJECT MANAGER	PROJECT MANAGER	01/01/2024																														
4	1	01/01/2024	ENGINEER	ENGINEER	01/01/2024																														
		<p>4</p>		<p>12</p>																															

SECTION VI- SPECIFICATIONS

SCHEDULE OF DOORS AND FINISHES

THE CENTRAL PROJECTS TO AILE

THE STATIONARY PROJECTS TO AILE

THE STATIONARY PROJECTS TO AILE

SCHEDULE OF WINDOWS AND FINISHES

THE STATIONARY PROJECTS TO AILE

THE STATIONARY PROJECTS TO AILE

THE STATIONARY PROJECTS TO AILE

NATIONAL POWER CORPORATION
 ADDRESS: GERMANY
 AGUS 5 HEP

AG4 CONSTRUCTION OF EXTENSION WORK-SHOP
 OF SERVICE BLDG. FOR ELEC. MECH. & I.C.

AGUS 5 HEP

AGUS 5 HEP

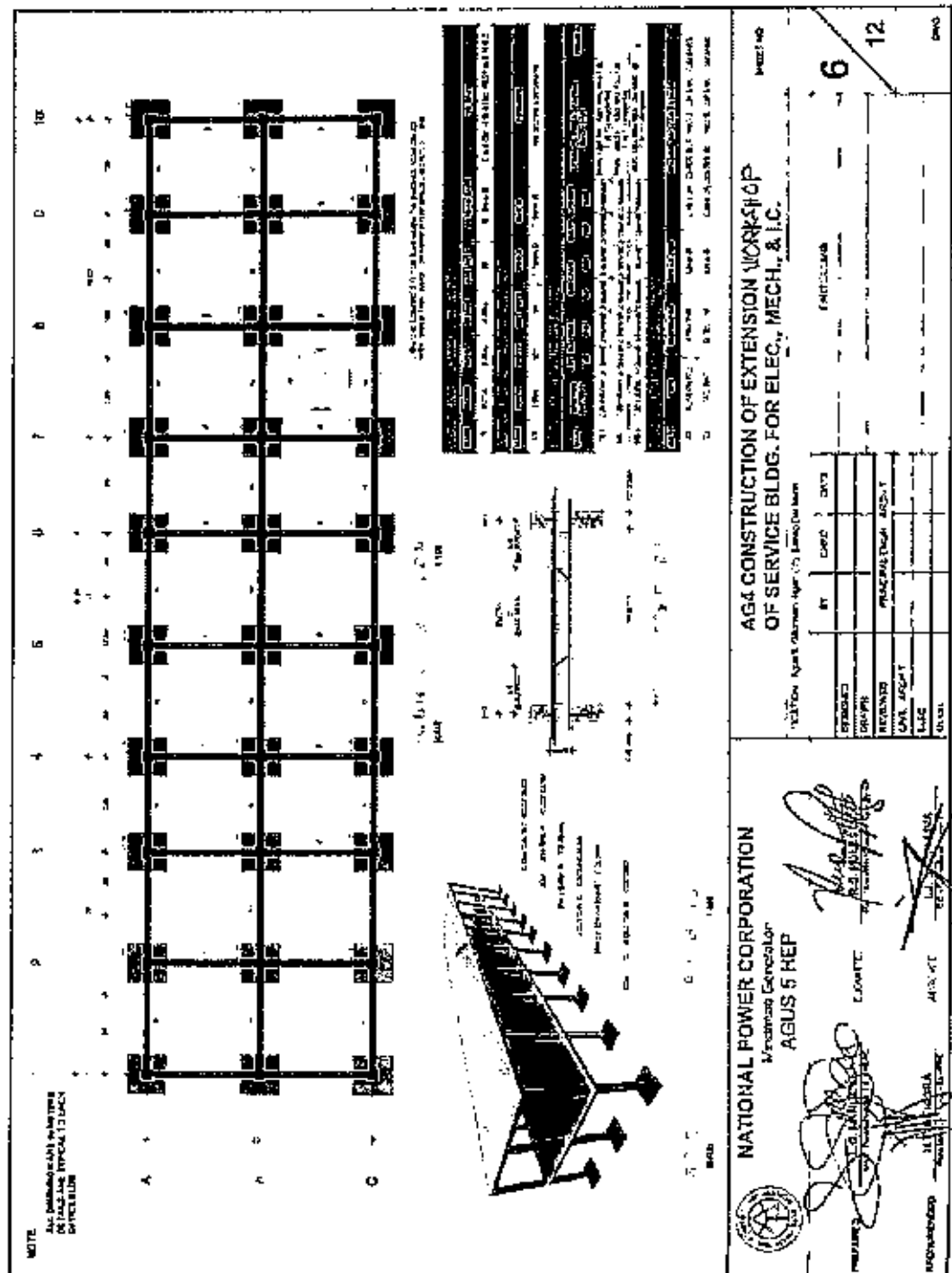
AGUS 5 HEP

AGUS 5 HEP

AGUS 5 HEP

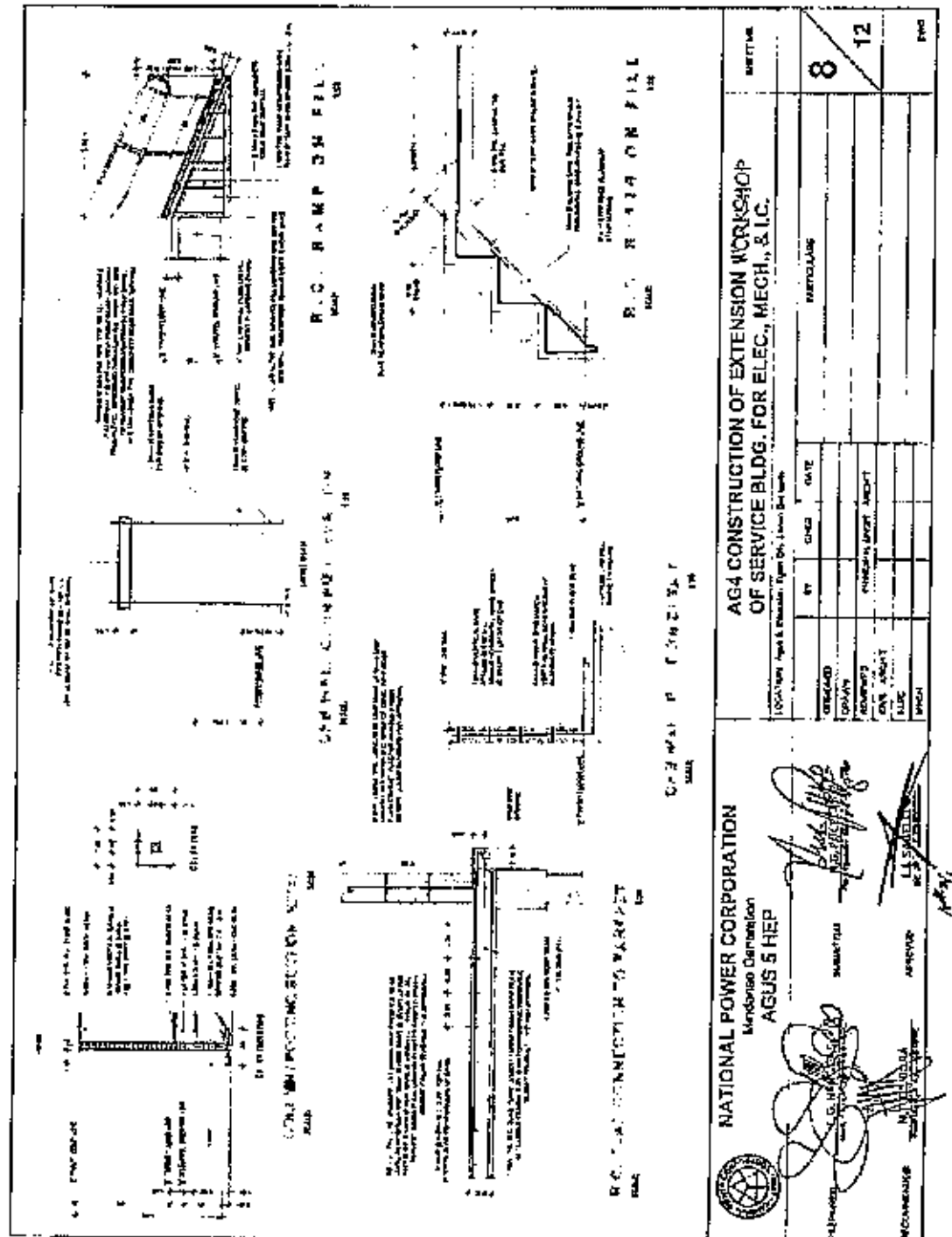
AGUS 5 HEP

SECTION VI- SPECIFICATIONS

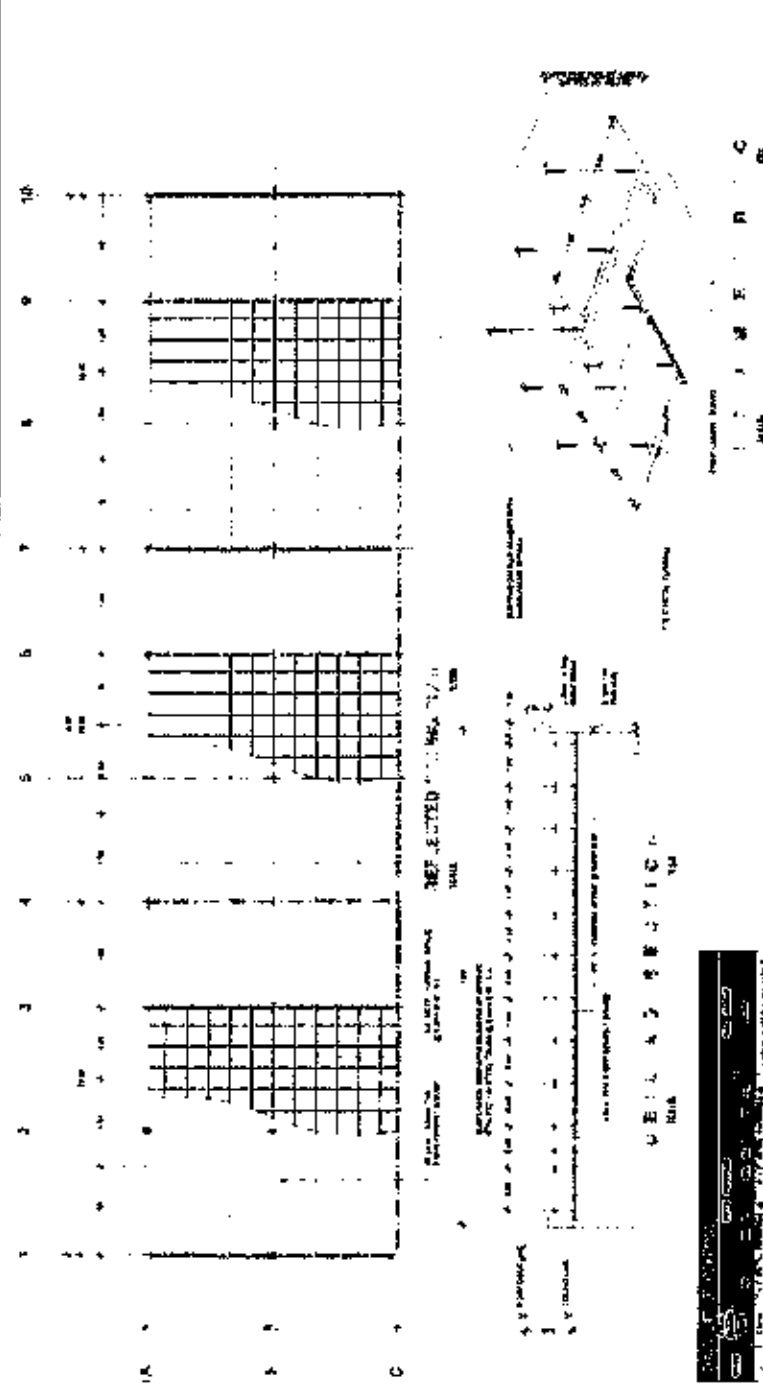


[illegible]


SECTION VI- SPECIFICATIONS



SECTION VI- SPECIFICATIONS

 <p style="text-align: center;">CELL AND SERVICE</p> <p style="text-align: center;">SCALE: 1/4" = 1'-0"</p> <p style="text-align: center;">DATE: 10/10/2024</p> <p style="text-align: center;">DRAWN BY: [Signature]</p> <p style="text-align: center;">CHECKED BY: [Signature]</p> <p style="text-align: center;">APPROVED BY: [Signature]</p>	<table border="1" style="width: 100%; border-collapse: collapse;"> <tr> <th colspan="4" style="text-align: center;">AG4 CONSTRUCTION OF EXTENSION WORKSHOP OF SERVICE BLDG. FOR ELEC., MECH., & I.C.</th> </tr> <tr> <td style="width: 25%;">DRAWING NO.</td> <td style="width: 25%;">DATE</td> <td style="width: 25%;">REV</td> <td style="width: 25%;">BY</td> </tr> <tr> <td>01</td> <td>10/10/2024</td> <td></td> <td></td> </tr> <tr> <td>02</td> <td>10/10/2024</td> <td></td> <td></td> </tr> <tr> <td>03</td> <td>10/10/2024</td> <td></td> <td></td> </tr> <tr> <td>04</td> <td>10/10/2024</td> <td></td> <td></td> </tr> <tr> <td>05</td> <td>10/10/2024</td> <td></td> <td></td> </tr> <tr> <td>06</td> <td>10/10/2024</td> <td></td> <td></td> </tr> <tr> <td>07</td> <td>10/10/2024</td> <td></td> <td></td> </tr> <tr> <td>08</td> <td>10/10/2024</td> <td></td> <td></td> </tr> <tr> <td>09</td> <td>10/10/2024</td> <td></td> <td></td> </tr> <tr> <td>10</td> <td>10/10/2024</td> <td></td> <td></td> </tr> </table>	AG4 CONSTRUCTION OF EXTENSION WORKSHOP OF SERVICE BLDG. FOR ELEC., MECH., & I.C.				DRAWING NO.	DATE	REV	BY	01	10/10/2024			02	10/10/2024			03	10/10/2024			04	10/10/2024			05	10/10/2024			06	10/10/2024			07	10/10/2024			08	10/10/2024			09	10/10/2024			10	10/10/2024		
AG4 CONSTRUCTION OF EXTENSION WORKSHOP OF SERVICE BLDG. FOR ELEC., MECH., & I.C.																																																	
DRAWING NO.	DATE	REV	BY																																														
01	10/10/2024																																																
02	10/10/2024																																																
03	10/10/2024																																																
04	10/10/2024																																																
05	10/10/2024																																																
06	10/10/2024																																																
07	10/10/2024																																																
08	10/10/2024																																																
09	10/10/2024																																																
10	10/10/2024																																																

SECTION VI- SPECIFICATIONS



SECTION VI- SPECIFICATIONS

<p style="text-align: center;">LOPNO LAI SUT FLA</p>																																																																											
<p style="text-align: right;">DATE: 10/10/2024</p>																																																																											
<p style="text-align: right;">SHEET NO. 11</p>																																																																											
<p style="text-align: center;">AG4 CONSTRUCTION OF EXTENSION WORKSHOP OF SERVICE BLDG. FOR ELEC., MECH., & I.C.</p>																																																																											
<p style="text-align: center;">LOCATION: AG4'S Extension Building, Lopo Lai Suta, Lopo Lai Suta</p>																																																																											
<table border="1"> <thead> <tr> <th>REVISION</th> <th>DATE</th> <th>BY</th> <th>CHKD</th> <th>DATE</th> <th>REMARKS</th> </tr> </thead> <tbody> <tr> <td>1</td> <td></td> <td></td> <td></td> <td></td> <td></td> </tr> <tr> <td>2</td> <td></td> <td></td> <td></td> <td></td> <td></td> </tr> <tr> <td>3</td> <td></td> <td></td> <td></td> <td></td> <td></td> </tr> <tr> <td>4</td> <td></td> <td></td> <td></td> <td></td> <td></td> </tr> <tr> <td>5</td> <td></td> <td></td> <td></td> <td></td> <td></td> </tr> <tr> <td>6</td> <td></td> <td></td> <td></td> <td></td> <td></td> </tr> <tr> <td>7</td> <td></td> <td></td> <td></td> <td></td> <td></td> </tr> <tr> <td>8</td> <td></td> <td></td> <td></td> <td></td> <td></td> </tr> <tr> <td>9</td> <td></td> <td></td> <td></td> <td></td> <td></td> </tr> <tr> <td>10</td> <td></td> <td></td> <td></td> <td></td> <td></td> </tr> </tbody> </table>										REVISION	DATE	BY	CHKD	DATE	REMARKS	1						2						3						4						5						6						7						8						9						10					
REVISION	DATE	BY	CHKD	DATE	REMARKS																																																																						
1																																																																											
2																																																																											
3																																																																											
4																																																																											
5																																																																											
6																																																																											
7																																																																											
8																																																																											
9																																																																											
10																																																																											
<p style="text-align: center;">NATIONAL POWER CORPORATION Mindanao Generation AGUS 5 HEP</p>																																																																											
<p style="text-align: center;"> </p>																																																																											
<p style="text-align: center;"> </p>																																																																											

SECTION VI-SPECIFICATIONS

GENERAL INFORMATION		SUBMITTER		DATE		REVISION	
NO.	DESCRIPTION	BY	DATE	NO.	DESCRIPTION	BY	DATE
1	1.000000	1.000000	1.000000	1	1.000000	1.000000	1.000000
2	2.000000	2.000000	2.000000	2	2.000000	2.000000	2.000000
3	3.000000	3.000000	3.000000	3	3.000000	3.000000	3.000000
4	4.000000	4.000000	4.000000	4	4.000000	4.000000	4.000000
5	5.000000	5.000000	5.000000	5	5.000000	5.000000	5.000000
6	6.000000	6.000000	6.000000	6	6.000000	6.000000	6.000000
7	7.000000	7.000000	7.000000	7	7.000000	7.000000	7.000000
8	8.000000	8.000000	8.000000	8	8.000000	8.000000	8.000000
9	9.000000	9.000000	9.000000	9	9.000000	9.000000	9.000000
10	10.000000	10.000000	10.000000	10	10.000000	10.000000	10.000000
11	11.000000	11.000000	11.000000	11	11.000000	11.000000	11.000000
12	12.000000	12.000000	12.000000	12	12.000000	12.000000	12.000000
13	13.000000	13.000000	13.000000	13	13.000000	13.000000	13.000000
14	14.000000	14.000000	14.000000	14	14.000000	14.000000	14.000000
15	15.000000	15.000000	15.000000	15	15.000000	15.000000	15.000000
16	16.000000	16.000000	16.000000	16	16.000000	16.000000	16.000000
17	17.000000	17.000000	17.000000	17	17.000000	17.000000	17.000000
18	18.000000	18.000000	18.000000	18	18.000000	18.000000	18.000000
19	19.000000	19.000000	19.000000	19	19.000000	19.000000	19.000000
20	20.000000	20.000000	20.000000	20	20.000000	20.000000	20.000000
21	21.000000	21.000000	21.000000	21	21.000000	21.000000	21.000000
22	22.000000	22.000000	22.000000	22	22.000000	22.000000	22.000000
23	23.000000	23.000000	23.000000	23	23.000000	23.000000	23.000000
24	24.000000	24.000000	24.000000	24	24.000000	24.000000	24.000000
25	25.000000	25.000000	25.000000	25	25.000000	25.000000	25.000000
26	26.000000	26.000000	26.000000	26	26.000000	26.000000	26.000000
27	27.000000	27.000000	27.000000	27	27.000000	27.000000	27.000000
28	28.000000	28.000000	28.000000	28	28.000000	28.000000	28.000000
29	29.000000	29.000000	29.000000	29	29.000000	29.000000	29.000000
30	30.000000	30.000000	30.000000	30	30.000000	30.000000	30.000000
31	31.000000	31.000000	31.000000	31	31.000000	31.000000	31.000000
32	32.000000	32.000000	32.000000	32	32.000000	32.000000	32.000000
33	33.000000	33.000000	33.000000	33	33.000000	33.000000	33.000000
34	34.000000	34.000000	34.000000	34	34.000000	34.000000	34.000000
35	35.000000	35.000000	35.000000	35	35.000000	35.000000	35.000000
36	36.000000	36.000000	36.000000				

SECTION VIII - BILL OF QUANTITIES

Name of Project AGUS4 CONSTRUCTION OF EXTENSION
WORKSHOP OF SERVICE BUILDING FOR
ELEC., MECH., & I.C.
PR # MG-A5M24-008

BILL OF QUANTITIES

Item No.	Description of Work or Materials	Unit	Estimated Quantity	Unit Price in Pesos (Words and Figures)	Total Amount
1	CONSTRUCTION SAFETY & HEALTH PROGRAM	1.00	Lot		
2	SITE CLEARING AND PREPARATION				
	A Clearing Site Obstacles affected on site area	1.00	Lot	(PHP)	PHP
	B Lay-outing and Staking	1.00	Lot	(PHP)	PHP
3	EARTH WORKS				
	A EXCAVATION				
	B. GRAVEL BED & BACKFILL	79.28	Cu.m.	(PHP)	PHP
		129.00	Cu.m.	(PHP)	PHP
4	CONCRETE WORKS				
	A. Concreting of Footings and Columns	18.20	Cu.m.	(PHP)	PHP
	B. Concreting of Tie Beams and Roof Beams	7.89	Cu.m.	(PHP)	PHP
	C. Concreting of Ground Floor Slab & Roof Deck Slab.	52.50	Cu.m.	(PHP)	PHP
	D. Conc.of R.C. Ramps, Stair & Bench Cap incl.Sills	0.44	Cu.m.	(PHP)	PHP
5	MASONRY WORKS				
	A. Laying of 4" thk CHB - Wall & Parapet incl. Planters	683.55	Sq.m.	(PHP)	PHP
	B. Laying of Tiles Incl. Pavers	212.73	Sq.m.	(PHP)	PHP
	C. Plastering	683.55	Sq.m.	(PHP)	PHP
6	STEEL WORKS				

A. Fab. of Steel Canopy & Trellis SS.Hand Rail

1.00

Lot

7 CEILING WORKS

A. Installation of Ceiling

147.00

sq.m.

8 DOOR AND WINDOWS

A. Installation of Door and Windows

1.00

Lot

9 PLUMBING WORKS

A. Installation of Toilets & Baths complete with Fittings and Accessories

1.00

Lot

10 ELECTRICAL WORKS

A. Installation of Electrical Works

1.00

Lot

11 PAINTING WORKS

A. Painting of Concrete Surface

860.30

sq.m.

B. Painting of Steel Surface

119.48

sq.m.

Name of Firm

Name and Signature of Authorized Representative

Designation

BID DOCUMENTS

**NAME OF PROJECT : CONSTRUCTION OF EXTENSION WORKSHOP OF
SERVICE BUILDING FOR ELECTRICAL, MECHANICAL &
INSTRUMENTATION & CONTROL
PR NO./REF. NO.: MG-AM24-008/ INFRA2024-AGS-006**

Section IX. Checklist of Technical and Financial Documents

SECTION IX- CHECKLIST OF TECHNICAL &
FINANCIAL DOCUMENTS

Checklist of Technical and Financial Documents

- I. **TECHNICAL COMPONENT ENVELOPE***[Submit in three (3) copies- one (1) marked Original with the understanding that the Pass/Fail evaluation will be based only on the copy marked "Original"]*

Class "A" Documents

Legal Documents

- ☒ (a) Valid and updated PhilGEPS Registration Certificate (Platinum Membership) (all pages)*in accordance with Section 8.5.2 of the IRR; or*

Technical Documents

- ☒ (b) Statement of the prospective bidder of all its ongoing government and private contracts, including contracts awarded but not yet started, if any, whether similar or not similar in nature and complexity to the contract to be bid, *using NPC-MinGen Standard Form No. NPCMGNSF-INFR-01; and*
- ☒ (c) Statement of the bidder's Single Largest Completed Contract (SLCC) similar to the contract to be bid, except under conditions provided under the rules, *using NPC-MinGen Standard Form No. NPCMGNSF-INFR-02 supported with the following documents:*
- *Contract and/or Notice to Proceed;*
 - *For project completed less than one year from the scheduled date of bid opening, submit Certificate of Completion;*
 - *For project completed at least one year from the scheduled date of bid opening, submit Owner's Certificate of Final Acceptance issued by the project owner other than the contractor, or a final rating of at least Satisfactory in the Constructor's Performance Evaluation System (CPES);*
 - *In case of contracts with the private sector, an equivalent document (Ex. Official receipt) shall be submitted.*
- and*
- ☒ (d) Special PCAB License in case of Joint Ventures; *and registration for the type and cost of the contract to be bid; and*
- ☒ (e) Original copy of Bid Security. If in the form of a Surety Bond, *using NPC-MinGen Standard Form No. NPCMGNSF-INFR-03a*, submit also a certification issued by the Insurance Commission; *or*
Original copy of Notarized Bid Securing Declaration using *NPC-MinGen Standard Form No. NPCMGNSF-INFR-03b*; and
- ☒ (f) Project Requirements, which shall include the following:
- a. Organizational chart for the contract to be bid *using NPC-MinGen Standard Form No. NPCMGNSF-INFR-04;*

- ☒ b. List of contractor's key personnel (e.g., Project Manager, Project Engineers, Materials Engineers, and Foremen), to be assigned to the contract to be bid, with their complete qualification and experience data, using NPC-MinGen Standard Form No. NPCMGNSF-INFR-05;
- ☒ c. List of contractor's major equipment units, which are owned, leased, and/or under purchase agreements, supported by proof of ownership or certification of availability of equipment from the equipment lessor/vendor for the duration of the project, as the case may be, using NPC-MinGen Standard Form No. NPCMGNSF-INFR-06 and its supporting documents; and
- ☒ (g) Original duly signed Omnibus Sworn Statement (OSS), using any of the following NPC-MinGen Standard Forms No.:
NPCMGNSF-INFR-07a – for Sole Proprietorship;
or
NPCMGNSF-INFR-07b – for Partnership/Cooperative/Corporation/
Joint Venture with the following supporting documents:
and if applicable, Original Notarized Secretary's Certificate in case of a corporation, partnership, or cooperative; or Original Special Power of Attorney of all members of the joint venture giving full power and authority to its officer to sign the OSS and do acts to represent the Bidder.

Financial Documents

- ☒ (h) The prospective bidder's computation of Net Financial Contracting Capacity (NFCC) using NPC-MinGen Standard Form No. NPCMGNSF-INFR-08.

Class "B" Documents

- ☒ (i) If applicable, duly signed joint venture agreement (JVA) in accordance with RA No. 4566 and its IRR in case the joint venture is already in existence, using NPC-MinGen Standard Form No. *NPCMGNSF-INFR-09;*
or
 duly notarized statements from all the potential joint venture partners stating that they will enter into and abide by the provisions of the JVA in the instance that the bid is successful.

II. FINANCIAL COMPONENT ENVELOPE *[Submit in three (3) copies- one (1) marked Original with the understanding that the Pass/Fail evaluation will be based only on the copy marked "Original"]*

- ☒ (j) Original of duly signed (each and every page) and accomplished Financial Bid Form, using NPC-MinGen Standard Form No. NPCMGNSF-INFR-10;
and

Other documentary requirements under RA No. 9184

- ☒ (k) Original of duly signed (each and every page) Bid Prices in the Bill of Quantities, using given form in Section VIII; and

SECTION IX- CHECKLIST OF TECHNICAL &
FINANCIAL DOCUMENTS

PR NO./REF. NO.: MG-ASM24-008/ W/FRA2024-AG5-005

- ☒ (l) Duly signed (each and every page) and accomplished Detailed Estimates Form using NPC-MinGen Standard Form No. *NPCMGNSF-INFR-11*, including a summary sheet indicating the unit prices of construction materials, labor rates, and equipment rentals used in coming up with the Bid using NPC form *NPCMGNSF-INFR-12*; and
- ☒ (m) Cash Flow by Quarter or Month, as applicable (duly signed each and every page)

STANDARD BIDDING FORMS
NPC-MINDANAO GENERATION

- NPCMGNSF-INFR-01 - List of all Ongoing Government & Private Construction Contracts Including Contracts Awarded but not yet Started
- NPCMGNSF-INFR-02 - Statement of the Bidder's Single Largest Completed Contract (SLCC) similar to the contract to be bid
- NPCMGNSF-INFR-03a - Form of Bid Security : Surety Bond
- NPCMGNSF-INFR-03b - Bid Securing Declaration Form
- NPCMGNSF-INFR-04 - Contractor's Organizational Chart for the Project
- NPCMGNSF-INFR-05 - List of Key Personnel Proposed to be Assigned to the Project
- NPCMGNSF-INFR-06 - List of Equipment, Owned or Leased and/or under Purchase Agreement, Pledged to the Proposed Project
- NPCMGNSF-INFR-07a - Omnibus Sworn Statement (Sole Proprietorship)
- NPCMGNSF-INFR-07b - Omnibus Sworn Statement (Partnership/ Cooperative/Corporation//Joint Venture)
- NPCMGNSF-INFR-08 - Computation of Net Financial Contracting Capacity (NFCC)
- NPCMGNSF-INFR-09 - Joint Venture Agreement
- NPCMGNSF-INFR-10 - Bid Form
- NPCMGNSF-INFR-11 - Detailed Cost Estimate Form
- NPCMGNSF-INFR-12 - Summary Sheets of Materials Prices, Labor Rates and Equipment Rental Rates

CONRUCTION OF EXTENSION WORKSHOP OF SERVICE BUILDING FOR

ELECTRICAL, MECHANICAL & INSTRUMENTATION & CONTROL

PR NO.REF. NO : MG-A5M24-00B\INFRA2024-AGS-005

FINANCIAL DOCUMENTS

List of All Ongoing Government and Private Construction Contracts Including Contract Awarded But Not Yet Started

Business Name : _____

Business Address : _____

Name of Contract/Location/ Project Cost	a. Owner's Name b. Address c. Telephone Nos.	Nature of Work	Contractor's Role		a. Date Awarded b. Date Started c. Date of Completion	% of Accomplishment		Value of Outstanding Works
			Description	%		Planned	Actual	
Government								
Private								
						Total Cost		

Note: This statement shall be supported with Contract and/or Notice of Award (to be presented by the winning bidder during Postqualification).

Submitted by	:	_____
Designation	:	_____
Date	:	_____
		_____ [Printed Name & Signature]

BID DOCUMENTS

CONSTRUCTION OF EXTENSION WORKSHOP OF SERVICE BUILDINGS FOR

ELECTRICAL, MECHANICAL & INSTRUMENTATION & CONTROL

SECTION IX- CHECKLIST OF TECHNICAL &

PR NO. REF. NO. MG-ASM24-000/ INFRA 2024-AGS-005

FINANCIAL DOCUMENTS

Standard Form Number : NPCM/GNSF-INF-02

The Statement of the Bidder's Single Largest Completed Contract (SLCC) similar to the contract to be bid

Business Name : _____
Business Address : _____

Name of Contract	a. Owner's Name b. Address c. Telephone Nos.	Nature of Work	Contractor's Role		a. Amount at Award b. Amount at Completion c. Duration	a. Date Awarded b. Contract Effectivity c. Date Completed
			Description	%		

Note: The bidder must state only one (1) Single Largest Completed Contract (SLCC) similar to the contract to be bid. Stating two (2) or more will disqualify his bid. This Statement shall be supported with:

1. Contract and/or Notice to Proceed
2. Certificate of Completion (for project completed within the year), or Owner's Certificate of Final Acceptance (one year after completion) issued by the project owner, contractor, or a final rating of at least Satisfactory in the Constructor's Performance Evaluation System (CPES). In case of contracts with the private sector, an equivalent (Ex. Official Receipt) shall be accepted.

Submitted by : _____
(Printed Name & Signature)
Designation : _____
Date : _____

Standard Form No: NPCMGNSF-INFRA-03a

FORM OF BID SECURITY (SURETY BOND)

BOND NO.: _____ DATE BOND EXECUTED: _____

By this bond, We (Name of Bidder) (hereinafter called "the Principal") and (Name of Surety) of (Name of Country of Surety), authorized to transact business in the Philippines (hereinafter called "the Employer") as Obligees, in the sum of [amount in words & figures as prescribed in the bidding documents], callable on demand, for the payment of which sum, well and truly to be made, we, the said Principal and Surety bind ourselves, our successors and assigns, jointly and severally, firmly by these presents.

SEALED with our seals and dated this _____ day of _____ 20_____

WHEREAS, the Principal has submitted a written Bid to the Employer dated the _____ day of _____ 20_____, for the _____ (hereinafter called "the Bid").

NOW THEREFORE, the conditions of this obligation are:

- 1) If the Bidder withdraws his Bid during the period of bid validity specified in the Bidding Documents; or
- 2) If the Bidder does not accept the correction of arithmetical errors of his bid price in accordance with the Instructions to Bidder; or
- 3) If the Bidder, having determined as the LCB, fails or refuses to submit the required tax clearance, latest income and business tax returns and PhilGEPS registration certificate within the prescribed period; or
- 4) If the bidder having been notified of the acceptance of his bid and award of contract to him by the Entity during the period of bid validity:
 - a) Fails or refuses to execute the Contract; or
 - b) Fails or refuses to submit the required valid JVA, if applicable; or
 - c) Fails or refuses to furnish the Performance Security in accordance with the Instruction to Bidders;

Then this obligation shall remain in full force and effect, otherwise it shall be null and void.

PROVIDED HOWEVER, that the Surety shall not be:

- a) Liable for a greater sum than the specified penalty of this bond, nor
- b) Liable for a greater sum than the difference between the amount of the said Principal's Bid and the amount of the Bid that is accepted by the Employer.

SECTION IX- CHECKLIST OF TECHNICAL &
FINANCIAL DOCUMENTS

Standard Form No: NPCMGNSF-INFR-03a

Page 2 of 2

This Surety executing this instrument hereby agrees that its obligation shall be valid for 120 calendar days after the deadline for submission of Bids as such deadline is stated in the Instructions to Bidders or as it may be extended by the Employer, notice of which extension(s) to the Surety is hereby waived.

PRINCIPAL

SURETY

SIGNATURE(S)

SIGNATURE(S)

NAME(S) AND TITLE (S)

NAME(S)

SEAL

SEAL

Standard Form No: NPCMGNSF-INFRA-03b

REPUBLIC OF THE PHILIPPINES)
CITY OF _____) S.S.**BID SECURING DECLARATION**
Project Identification No.: *[Insert number]*To: *[Insert name and address of the Procuring Entity]*

I/We, the undersigned, declare that:

1. I/We understand that, according to your conditions, bids must be supported by a Bid Security, which may be in the form of a Bid Securing Declaration.
2. I/We accept that; (a) I/we will be automatically disqualified from bidding for any procurement contract with any procuring entity for a period of two (2) years upon receipt of your Blacklisting Order; and, (b) I/we will pay the applicable fine provided under Section 6 of the Guidelines on the Use of Bid Securing Declaration, within fifteen (15) days from receipt of the written demand by the procuring entity for the commission of acts resulting to the enforcement of the bid securing declaration under Sections 23.1(b), 34.2, 40.1 and 69.1, except 69.1(f), of the IRR of RA No. 9184; without prejudice to other legal action the government may undertake.
3. I/We understand that this Bid Securing Declaration shall cease to be valid on the following circumstances:
 - a. Upon expiration of the bid validity period, or any extension thereof pursuant to your request;
 - b. I am/we are declared ineligible or post-disqualified upon receipt of your notice to such effect, and (i) I/we failed to timely file a request for reconsideration or (ii) I/we filed a waiver to avail of said right; and
 - c. I am/we are declared the bidder with the Lowest Calculated Responsive Bid, and I/we have furnished the performance security and signed the Contract.

IN WITNESS WHEREOF, I/We have hereunto set my/our hand/s this ____ day of *[month]*
[year] at *[place of execution]*.*[Insert NAME OF BIDDER OR ITS AUTHORIZED
REPRESENTATIVE]**[Insert signatory's legal capacity]*
Affiant**[Jurat]***[Format shall be based on the latest Rules on Notarial Practice]*

SECTION IX- CHECKLIST OF TECHNICAL &
FINANCIAL DOCUMENTS

Standard Form No: NPCMGNSF-INF-04

CONTRACTOR'S ORGANIZATIONAL CHART FOR THE CONTRACT

Submit Copy of the Organizational Chart that the Contractor intends to use to execute the Contract if awarded to him. Indicate in the chart the names of the Project Manager, Project Engineer, Foreman and other Key Engineering Personnel.

Attach the required Proposed Organizational Chart for the Contract as stated above

NOTES:

1. *This organization chart should represent the "Contractor's Organization" required for the Project, and not the organizational chart of the entire firm.*
2. *Each such nominated engineer/key personnel shall comply with and submit their complete qualification and experience data.*
3. *All these are required to be in the Technical Envelope of the Bidder.*

BID DOCUMENTS

SECTION IX- CHECKLIST OF TECHNICAL &
FINANCIAL DOCUMENTS

CONSTRUCTION OF EXTENSION WORKSHOP OF SERVICE BUILDING FOR
ELECTRICAL, MECHANICAL & INSTRUMENTATION & CONTROL
PR NO /REF. NO. MG-ASIN24-008/ INFRA2024-AGS-005

Standard Form Number : NPC/MGNSF-INFRA-05

LIST OF KEY PERSONNEL PROPOSED TO BE ASSIGNED TO THE CONTRACT
(Based on the Minimum Key Personnel Required in the Bidding Documents)

Business Name : _____
Business : _____

DESIGNATION			
1. Name			
2. Address			
3. Date of Birth			
4. Employed Since			
5. Experience (No. of Years)			
6. Previous Employment			
7. Education			
8. PRC License / NGI / COSE / Other required certificate			

Required Attachments During Post Qualification:

1. Certificate of Employment and valid PRC License of the (professional) personnel
2. Certificate of Training with accreditation from DOLE of the Construction Safety and Health Officer
3. Copy of Diploma and/or Service Record/Certificate of Employment of previous and/or current employer of Foreman, Welder, Plumber or Electrician, whichever is applicable
4. TESDA Training Certificate (NC-I) of Welder or Electrician, whichever is applicable

Submitted by: _____
(Printed name & Signature)

Designation: _____
Date: _____

One of the requirements from the bidder to be included in its Technical Envelope is a list of contractor's key personnel (assigned on the minimum key personnel required in the bidding documents) to be assigned to the contract to be bid, with their complete qualification and experience data (including the key personnel's signed written commitment to work for the project once awarded the contract).

BID DOCUMENTS

CONSTRUCTION OF EXTENSION WORKSHOP OF SERVICE BUILDING FOR

ELECTRICAL, MECHANICAL & INSTRUMENTATION & CONTROL

SECTION IX- CHECKLIST OF TECHNICAL &

FINANCIAL DOCUMENTS

PR NO/REF. NO : MG-A5M24-003/INFRA/2024-AGS-005

Standard Form Number: NPC/MAGNSF-INFRA-06

LIST OF EQUIPMENT, OWNED OR LEASED AND/OR UNDER PURCHASE AGREEMENTS
(Based on the Minimum Equipment Required in the Bidding Documents)

Business Name :

Business :

Description	Model/Year	Capacity/ Performance / Size	Plate No.	Motor No. / Body No.	Location	Condition	Proof of Ownership / Lessor or Vendor
A. Owned							
i.							
ii.							
iii.							
iv.							
B. Leased							
i.							
ii.							
iii.							
iv.							
C. Under Purchased Agreements							
i.							
ii.							
iii.							
iv.							

Submitted by: _____

(Printed name & Signature)

Designation: _____

Date: _____

One of the requirements from the bidder to be included in its Technical Envelope is the list of its equipment units, pledged for the contract to be bid, based on minimum equipment required in the bidding docs, which are owned (supported by proofs of ownership), leased, and/or under purchase agreements (with corresponding engine numbers, chassis numbers and/or serial numbers), supported by certification of availability of equipment from the equipment lessor/vendor for the duration of the project.

Standard Form No: NPCMGNSF-INFRA-07a

Omnibus Sworn Statement (Revised)
(SOLE PROPRIETORSHIP)REPUBLIC OF THE PHILIPPINES)
CITY/MUNICIPALITY OF _____) S.S.**AFFIDAVIT**I, [Name of Affiant], of legal age, [Civil Status], [Nationality], and residing at [Address of Affiant], after having been duly sworn in accordance with law, do hereby depose and state that:

1. I am the sole proprietor or authorized representative of [Name of Bidder] with office address at [address of Bidder];
2. As the owner and sole proprietor, or authorized representative of [Name of Bidder], I have full power and authority to do, execute and perform any and all acts necessary to participate, submit the bid, and to sign and execute the ensuing contract for [Name of the Project] of the National Power Corporation-Mindanao Generation, as shown in the attached duly notarized Special Power of Attorney;
3. [Name of Bidder] is not "blacklisted" or barred from bidding by the Government of the Philippines or any of its agencies, offices, corporations, or Local Government Units, foreign government/foreign or international financing institution whose blacklisting rules have been recognized by the Government Procurement Policy Board, by itself or by relation, membership, association, affiliation, or controlling interest with another blacklisted person or entity as defined and provided for in the Uniform Guidelines on Blacklisting;
4. Each of the documents submitted in satisfaction of the bidding requirements is an authentic copy of the original, complete, and all statements and information provided therein are true and correct;
5. [Name of Bidder] is authorizing the Head of the Procuring Entity or its duly authorized representative(s) to verify all the documents submitted;
6. The owner or sole proprietor is not related to the Head of the Procuring Entity, members of the Bids and Awards Committee (BAC), the Technical Working Group, and the BAC Secretariat, the head of the Project Management Office or the end-user unit, and the project consultants by consanguinity or affinity up to the third civil degree;
7. [Name of Bidder] complies with existing labor laws and standards; and
8. [Name of Bidder] is aware of and has undertaken the responsibilities as a Bidder in compliance with the Philippine Bidding Documents, which includes:
 - a. Carefully examining all of the Bidding Documents;
 - b. Acknowledging all conditions, local or otherwise, affecting the implementation of the Contract;

SECTION IX- CHECKLIST OF TECHNICAL &
FINANCIAL DOCUMENTS

Standard Form No: NPCMGNSF-INFRA07a

Page 2 of 2

- c. Making an estimate of the facilities available and needed for the contract to be bid, if any; and
 - d. Inquiring or securing Supplemental/Bid Bulletin(s) issued for the *[Name of the Project]*.
9. *[Name of Bidder]* did not give or pay directly or indirectly, any commission, amount, fee, or any form of consideration, pecuniary or otherwise, to any person or official, personnel or representative of the government in relation to any procurement project or activity.
10. In case advance payment was made or given, failure to perform or deliver any of the obligations and undertakings in the contract shall be sufficient grounds to constitute criminal liability for Swindling (Estafa) or the commission of fraud with unfaithfulness or abuse of confidence through misappropriating or converting any payment received by a person or entity under an obligation involving the duty to deliver certain goods or services, to the prejudice of the public and the government of the Philippines pursuant to Article 315 of Act No. 3815 s. 1930, as amended, or the Revised Penal Code,

IN WITNESS WHEREOF, I have hereunto set my hand this ___ day of ___, 20___ at _____, Philippines.

[Insert NAME OF BIDDER OR ITS AUTHORIZED REPRESENTATIVE]

[Insert signatory's legal capacity]
Affiant

[Jurat]

[Format shall be based on the latest Rules on Notarial Practice]

Standard Form No: NPCMGNSF-INFRA-026

Omnibus Sworn Statement (Revised)
PARTNERSHIP/COOP/CORP/JOINT VENTUREREPUBLIC OF THE PHILIPPINES)
CITY/MUNICIPALITY OF _____) S.S.**AFFIDAVIT**I, [Name of Affiant], of legal age, [Civil Status], [Nationality], and residing at [Address of Affiant], after having been duly sworn in accordance with law, do hereby depose and state that;

1. I am the duly authorized and designated representative of [Name of Bidder] with office address at [address of Bidder];
2. I am granted full power and authority to do, execute and perform any and all acts necessary to participate, submit the bid, and to sign and execute the ensuing contract for [Name of the Project] of the National Power Corporation-Mindanao Generation, as shown in the attached [state title of attached document showing proof of authorization (e.g., duly notarized Secretary's Certificate, Board/Partnership Resolution, or Special Power of Attorney, whichever is applicable)];
3. [Name of Bidder] is not "blacklisted" or barred from bidding by the Government of the Philippines or any of its agencies, offices, corporations, or Local Government Units, foreign government/foreign or international financing institution whose blacklisting rules have been recognized by the Government Procurement Policy Board, by itself or by relation, membership, association, affiliation, or controlling interest with another blacklisted person or entity as defined and provided for in the Uniform Guidelines on Blacklisting;
4. Each of the documents submitted in satisfaction of the bidding requirements is an authentic copy of the original, complete, and all statements and information provided therein are true and correct;
5. [Name of Bidder] is authorizing the Head of the Procuring Entity or its duly authorized representative(s) to verify all the documents submitted;
6. *[If a partnership or cooperative:]* None of the officers and members of [Name of Bidder] is related to the Head of the Procuring Entity, members of the Bids and Awards Committee (BAC), the Technical Working Group, and the BAC Secretariat, the head of the Project Management Office or the end-user unit, and the project consultants by consanguinity or affinity up to the third civil degree;

[If a corporation or joint venture:] None of the officers, directors, and controlling stockholders of [Name of Bidder] is related to the Head of the Procuring Entity, members of the Bids and Awards Committee (BAC), the Technical Working Group, and the BAC Secretariat, the head of the Project Management Office or the end-user unit, and the project consultants by consanguinity or affinity up to the third civil degree;

Standard Form No: NPCMGNSF-INFRA-070
Page 2 of 2

7. [Name of Bidder] complies with existing labor laws and standards; and
8. [Name of Bidder] is aware of and has undertaken the responsibilities as a Bidder in compliance with the Philippine Bidding Documents, which includes:
 - a. Carefully examining all of the Bidding Documents;
 - b. Acknowledging all conditions, local or otherwise, affecting the implementation of the Contract;
 - c. Making an estimate of the facilities available and needed for the contract to be bid, if any; and
 - d. Inquiring or securing Supplemental/Bid Bulletin(s) issued for the [Name of the Project].
9. [Name of Bidder] did not give or pay directly or indirectly, any commission, amount, fee, or any form of consideration, pecuniary or otherwise, to any person or official, personnel or representative of the government in relation to any procurement project or activity.
10. In case advance payment was made or given, failure to perform or deliver any of the obligations and undertakings in the contract shall be sufficient grounds to constitute criminal liability for Swindling (Estafa) or the commission of fraud with unfaithfulness or abuse of confidence through misappropriating or converting any payment received by a person or entity under an obligation involving the duty to deliver certain goods or services, to the prejudice of the public and the government of the Philippines pursuant to Article 315 of Act No. 3815 s. 1930, as amended, or the Revised Penal Code,

IN WITNESS WHEREOF, I have hereunto set my hand this ___ day of ___, 20___ at _____, Philippines.

*[Insert NAME OF BIDDER OR ITS AUTHORIZED
REPRESENTATIVE]
[Insert signatory's legal capacity]
Affiant*

[Jurati]
[Format shall be based on the latest Rules on Notarial Practice]

SECTION IX- CHECKLIST OF TECHNICAL &
FINANCIAL DOCUMENTS

Standard Form No: NPCMGNSF-INFRA-08

NET FINANCIAL CONTRACTING CAPACITY (NFCC)

- A. Summary of the Bidder's/Contractor's assets and liabilities on the basis of the income tax return and audited financial statement for the immediately preceding calendar year are:

		Year 20
1.	Total Assets	
2.	Current Assets	
3.	Total Liabilities	
4.	Current Liabilities	
5.	Net Worth (1-3)	
6.	Net Working Capital (2-4)	

- B. The Net Financial Contracting Capacity (NFCC) based on the above data is computed as follows:

$NFCC = [(Current\ assets\ minus\ current\ liabilities) \times 15]$ minus the value of all outstanding or uncompleted portions of the projects under ongoing contracts, including awarded contracts yet to be started coinciding with the contract for this Project.

NFCC – P _____

Herewith attached is certified true copy of the audited financial statement, stamped "RECEIVED" by the BIR or BIR authorized collecting agent for the immediately preceding calendar year.

Submitted by:

Name of Bidder/Contractor

Signature of Authorized Representative

Date: _____

SECTION IX- CHECKLIST OF TECHNICAL &
FINANCIAL DOCUMENTS

Standard Form No: NPCMGNSF-INFN-00

JOINT VENTURE AGREEMENT

KNOW ALL MEN BY THESE PRESENTS:

That this JOINT VENTURE AGREEMENT is entered in to by and between:
_____, of legal age, (civil status) _____, authorized representative of
_____ and a resident of _____.

- and -

_____, of legal age, (civil status) _____, authorized representative of
_____ and a resident of _____.

That both parties agree to join together their capital, manpower, equipment, and other resources and efforts to enable the Joint Venture to participate in the Bidding and Undertaking of the hereunder stated Contract of the National Power Corporation.

NAME OF FIRM

CAPITAL CONTRIBUTION

That the capital contribution of each member firm:

NAME OF FIRM

CAPITAL CONTRIBUTION

1

DLD

2

PHP

That both parties agree to be jointly and severally liable for their participation in the Bidding and Undertaking of the said contract.

That both parties agree that _____ and/or _____ shall be the Official Representative/s of the Joint Venture, and are granted full power and authority to do, execute and perform any and all acts necessary and/or to represent the Joint Venture in the Bidding and Undertaking of the said contract, as fully and effectively and the Joint Venture may do and if personally present with full power of substitution and revocation.

That this Joint Venture Agreement shall remain in effect only for the above stated Contract until terminated by both parties.

Name & Signature of Authorized
Representative

Official Designation

Name of Firm

Name & Signature of
Authorized Representative

Official Designation

Name of Firm

Witnesses

If the bidder is a joint venture, one of the requirements is the submission of a valid joint venture agreement.

Standard Form No: NPCMGNSF-INFR-09

Page 2 of 2

ACKNOWLEDGEMENT

BEFORE ME, a Notary Public for and in _____, Philippines, this _____ day of _____, 20____, personally appeared _____, authorized representative, of _____, issued at _____ with Community Tax Certificate No. _____, on _____, AND _____, authorized representative, of _____ with Community Tax Certificate No. _____, issued at _____, on _____ known to me to be the same person who executed the foregoing instrument consisting of two (2) pages, including the page whereon the acknowledgements are written, all pages signed by both parties and their instrumental witnesses and they acknowledged before me that the same are their free and voluntary acts and deeds and that of the Corporations they represents.

WITNESS MY HAND AND NOTARIAL SEAL, at the place and on the date first above written.

Notary Public

Until 31 December 20 _____

PTR No. _____

Issued at: _____

Issued on: _____

TIN No. _____

Doc. No. _____

Page No. _____

Book No. _____

Series of _____

If the bidder is a joint venture, one of the requirements is the submission of a valid joint venture agreement.

Standard Form No: NPCMGNSF-INFRA-~~70~~**Bid Form for the Procurement of Infrastructure Projects****BID FORM**

Date : _____

Project Identification No. : _____

To: **The Vice President**
National Power Corporation
Mindanao Generation
Maria Cristina, Iligan City

Having examined the Philippine Bidding Documents (PBDs) including the Supplemental or Bid Bulletin Numbers insert numbers, the receipt of which is hereby duly acknowledged, we, the undersigned, declare that:

- a. We have no reservation to the PBDs, including the Supplemental or Bid Bulletins, for the Procurement Project: insert name of contract;
- b. We offer to execute the Works for this Contract in accordance with the PBDs;
- c. The total price of our Bid in words and figures, excluding any discounts offered below is: insert information;
- d. The discounts offered and the methodology for their application are: insert information;
- e. The total bid price includes the cost of all taxes, such as, but not limited to; *[specify the applicable taxes, e.g. (i) value added tax (VAT), (ii) income tax, (iii) local taxes, and (iv) other fiscal levies and duties]*, which are itemized herein and reflected in the detailed estimates,
- f. Our Bid shall be valid within the a period stated in the PBDs, and it shall remain binding upon us at any time before the expiration of that period;
- g. If our Bid is accepted, we commit to obtain a Performance Security in the amount of insert percentage amount percent of the Contract Price for the due performance of the Contract, or a Performance Securing Declaration in lieu of the the allowable forms of Performance Security, subject to the terms and conditions of issued GPPB guidelines¹ for this purpose;
- h. We are not participating, as Bidders, in more than one Bid in this bidding process, other than alternative offers in accordance with the Bidding Documents;
- i. We understand that this Bid, together with your written acceptance thereof included in your notification of award, shall constitute a binding contract between us, until a formal Contract is prepared and executed; and

¹ currently based on GPPB Resolution No. 09-2020

SECTION IX- CHECKLIST OF TECHNICAL &
FINANCIAL DOCUMENTSStandard Form No: NPCMGNSF-INFRA-~~10~~

Page 2 of 2

- j. We understand that you are not bound to accept the Lowest Calculated Bid or any other Bid that you may receive.
- k. We likewise certify/confirm that the undersigned, is the duly authorized representative of the bidder, and granted full power and authority to do, execute and perform any and all acts necessary to participate, submit the bid, and to sign and execute the ensuing contract for the [Name of Project] of the National Power Corporation-Mindanao Generation.
- i. We acknowledge that failure to sign each and every page of this Bid Form, including the Bill of Quantities, shall be a ground for the rejection of our bid.

Name: _____

Legal Capacity: _____

Signature: _____

Duly authorized to sign the Bid for and behalf of: _____

Date: _____

BID DOCUMENTS

CONSTRUCTION OF EXTENSION WORKSHOP OF SERVICE BUILDING FOR ELECTRICAL, MECHANICAL & INSTRUMENTATION & CONTROL

SECTION IX - CHECKLIST OF TECHNICAL & FINANCIAL DOCUMENTS

PR NO./REF NO : MC-A5M24-008/ INFRA/2024-AG-5-005

DETAILED COST ESTIMATE FORM

1

*Standard Form No: NPCMGNSF-INFRA-712***SUMMARY SHEETS OF MATERIALS PRICES, LABOR RATES AND
EQUIPMENT RENTAL RATES**

Name of Bidder: _____

I. Unit Prices of Materials

Materials Description	Unit	Unit Price
-----------------------	------	------------

II. Manpower Hourly Rates

Designation	Rate/Hr.
-------------	----------

III. Equipment Hourly Rental Rates

Equipment Description	Rental Rate/Hr.
-----------------------	-----------------

Name, Signature of Authorized_____
Designation

Performance Securing Declaration (Revised)

[if used as an alternative performance security but it is not required to be submitted with the Bid, as it shall be submitted within ten (10) days after receiving the Notice of Award]

REPUBLIC OF THE PHILIPPINES)
 CITY OF _____) S.S.

PERFORMANCE SECURING DECLARATION

Invitation to Bid: [Insert Reference Number indicated in the Bidding Documents]

To: [Insert name and address of the Procuring Entity]

I/We, the undersigned, declare that:

1. I/We understand that, according to your conditions, to guarantee the faithful performance by the supplier/distributor/manufacturer/contractor/consultant of its obligations under the Contract, I/we shall submit a Performance Securing Declaration within a maximum period of ten (10) calendar days from the receipt of the Notice of Award prior to the signing of the Contract.
2. I/We accept that: I/we will be automatically disqualified from bidding for any procurement contract with any procuring entity for a period of one (1) year for the first offense, or two (2) years for the second offense, upon receipt of your Blacklisting Order if I/We have violated my/our obligations under the Contract;
3. I/We understand that this Performance Securing Declaration shall cease to be valid upon:
 - a. issuance by the Procuring Entity of the Certificate of Final Acceptance, subject to the following conditions:
 - i. Procuring Entity has no claims filed against the contract awardee;
 - ii. It has no claims for labor and materials filed against the contractor; and
 - iii. Other terms of the contract; or
 - b. replacement by the winning bidder of the submitted PSD with a performance security in any of the prescribed forms under Section 39.2 of the 2016 revised IRR of RA No. 9184 as required by the end-user.

IN WITNESS WHEREOF, I/We have hereunto set my/our hand/s this ____ day of [month] [year] at [place of execution].

*[Insert NAME OF BIDDER OR ITS
 AUTHORIZED REPRESENTATIVE]
 [Insert signatory's legal capacity]
 Affiant*

[Jurat]

[Format shall be based on the latest Rules on Notarial Practice]

Contract Agreement Form for the Procurement of Infrastructure Projects (Revised)

[not required to be submitted with the Bid, but it shall be submitted within ten (10) days after receiving the Notice of Award]

CONTRACT AGREEMENT

THIS AGREEMENT, made this *[insert date]* day of *[insert month]*, *[insert year]* between *[name and address of PROCURING ENTITY]* (hereinafter called the "Entity") and *[name and address of Contractor]* (hereinafter called the "Contractor").

WHEREAS, the Entity is desirous that the Contractor execute *[name and identification number of contract]* (hereinafter called "the Works") and the Entity has accepted the Bid for *[contract price in words and figures in specified currency]* by the Contractor for the execution and completion of such Works and the remedying of any defects therein.

NOW THIS AGREEMENT WITNESSETH AS FOLLOWS:

1. In this Agreement, words and expressions shall have the same meanings as are respectively assigned to them in the Conditions of Contract hereinafter referred to.
2. The following documents as required by the 2016 revised Implementing Rules and Regulations of Republic Act No. 9184 shall be deemed to form and be read and construed as part of this Agreement, viz.:
 - a. Philippine Bidding Documents (PBDs);
 - i. Drawings/Plans;
 - ii. Specifications;
 - iii. Bill of Quantities;
 - iv. General and Special Conditions of Contract;
 - v. Supplemental or Bid Bulletins, if any;
 - b. Winning bidder's bid, including the Eligibility requirements, Technical and Financial Proposals, and all other documents or statements submitted;

Bid form, including all the documents/statements contained in the Bidder's bidding envelopes, as annexes, and all other documents submitted (e.g., Bidder's response to request for clarifications on the bid), including corrections to the bid, if any, resulting from the Procuring Entity's bid evaluation;

- c. Performance Security;
- d. Notice of Award of Contract and the Bidder's conforme thereto; and
- e. Other contract documents that may be required by existing laws and/or the Procuring Entity concerned in the PBDs. Winning bidder agrees that additional contract documents or information prescribed by the GPPB that are subsequently required for submission after the contract execution, such as the Notice to Proceed, Variation Orders, and Warranty Security, shall likewise form part of the Contract,

3. In consideration for the sum of *[total contract price in words and figures]* or such other sums as may be ascertained, *[Named of the bidder]* agrees to *[state the object of the contract]* in accordance with his/her/its Bid.
4. The *[Name of the procuring entity]* agrees to pay the above-mentioned sum in accordance with the terms of the Bidding.

IN WITNESS whereof the parties thereto have caused this Agreement to be executed the day and year first before written.

[Insert Name and Signature]

[Insert Name and Signature]

[Insert Signatory's Legal Capacity]

[Insert Signatory's Legal Capacity]

for:

for:

[Insert Procuring Entity]

[Insert Name of Supplier]

Acknowledgment

[Format shall be based on the latest Rules on Notarial Practice]

