



FY 2019 PHYSICAL PLAN


Department : Department of Energy
 Agency : National Power Corporation
 Operating Unit : _____
 Organization Code (UACS) : _____


PARTICULARS 1	UACS CODE 2	Current Year's Accomplishments			Physical Targets (Budget Year 2019)					Variance 11=8-5	Remarks 12
		Actual Jan. 01 -Sept. 30	Estimate Oct. 1-Dec. 31	TOTAL	TOTAL	1 st Quarter	2 nd Quarter	3 rd Quarter	4 th Quarter		
		3	4	5=3+4	6=7+8+9+10	7	8	9	10		
Part A											
I. ORGANIZATIONAL OUTCOME											
OO : Access to electrification expanded											
MISSIONARY ELECTRIFICATION PROGRAM											
Outcome Indicators:											
1. Percentage increase in SPUG Dependable Capacity*		-3.00%	14.96%	11.96%	2.43%	0%	0%	0.00%	2.43%	-9.537%	
2. Percentage increase in total Transmission Line length over the previous year**		4.54%	1.68%	6.21%	15.53%	0%	0.00%	15.53%	0.00%	9.312%	
3. Percentage increase in total Substation Capacity over the previous year***		0.0%	2.78%	2.78%	16.22%	0%	0%	0.00%	16.22%	13.438%	
Output Indicators:											
1. Commissioned Capacity Additions (MW) completed		0.28	0.70	0.98	52.890	0	0.00	0.000	52.890	51.91	
2. transmission Lines (Ckt. Kms.) completed		41.00	15.15	56.15	149.00	0.0	0.00	149.00	0	92.85	
3. Substation Facilities (MVA) completed		-	5.00	5.00	30.00	0	0.0	0.0	30.0	25.00	

* SPUG Dependable Capacity: 2017 = 162.094 MW; 2018 = 181.486 MW; 2019 = 185.89 MW
 **Total Transmission Lines: 2017 = 903.47 ckt. Kms.; 2018 = 959.63 ckt. Kms.; 2019 = 1108.63 ckt. Kms.
 ***Total Substation Capacity: 2017 = 180 MVA; 2018 = 185 MVA; 2019 = 215 MVA

Prepared by: 
U. C. MENDIOLA JR.
 VP, Corporate Affairs
 Date: _____

In coordination with:

ATTY. R. T. TEVES
 VP, SPUG
 Date: _____


B. G. MAÑALAC
 OIC, PES
 Date: _____

Approved by:

PIO J. BENAVIDEZ
 President & CEO
 Date: _____